

or even...



clear evidence that MT is used in real life.

Context in Translation

xiaoxin **gou**

小心 **狗** \Leftrightarrow be aware of **dog**

fluency problem
(*n*-gram)

小心 VP \Leftrightarrow be careful **not to** VP

小心 NP \Leftrightarrow be careful **of** NP

xiaoxin

小心 X \Leftrightarrow be careful not to X

(SCFG)



syntax should help...

How do people translate?

1. understand the source language sentence
2. generate the target language translation

布什 与 沙龙 举行 了 会谈

Bùshí yu Shalóng jùxíng le huìtán

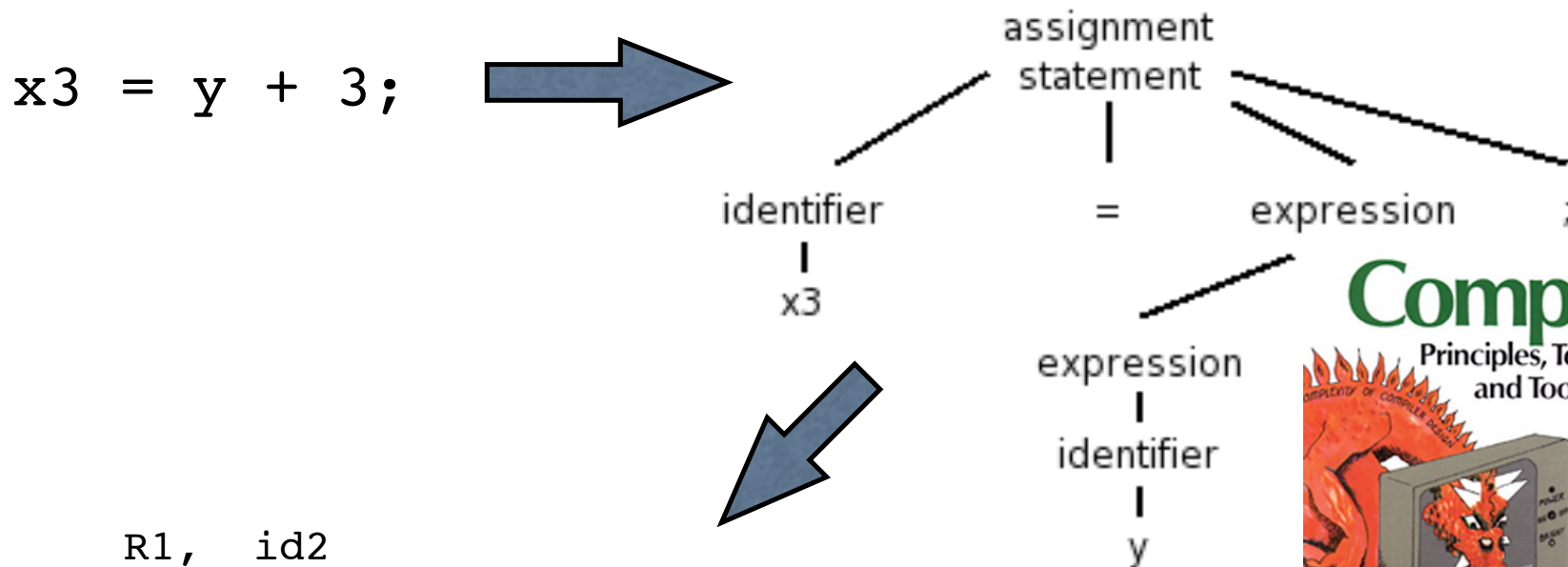
Bush and/
with Sharon hold [*past.*] meeting



“Bush held a meeting with Sharon”


How do compilers translate?

1. parse high-level language program into a syntax tree
2. generate intermediate or machine code accordingly



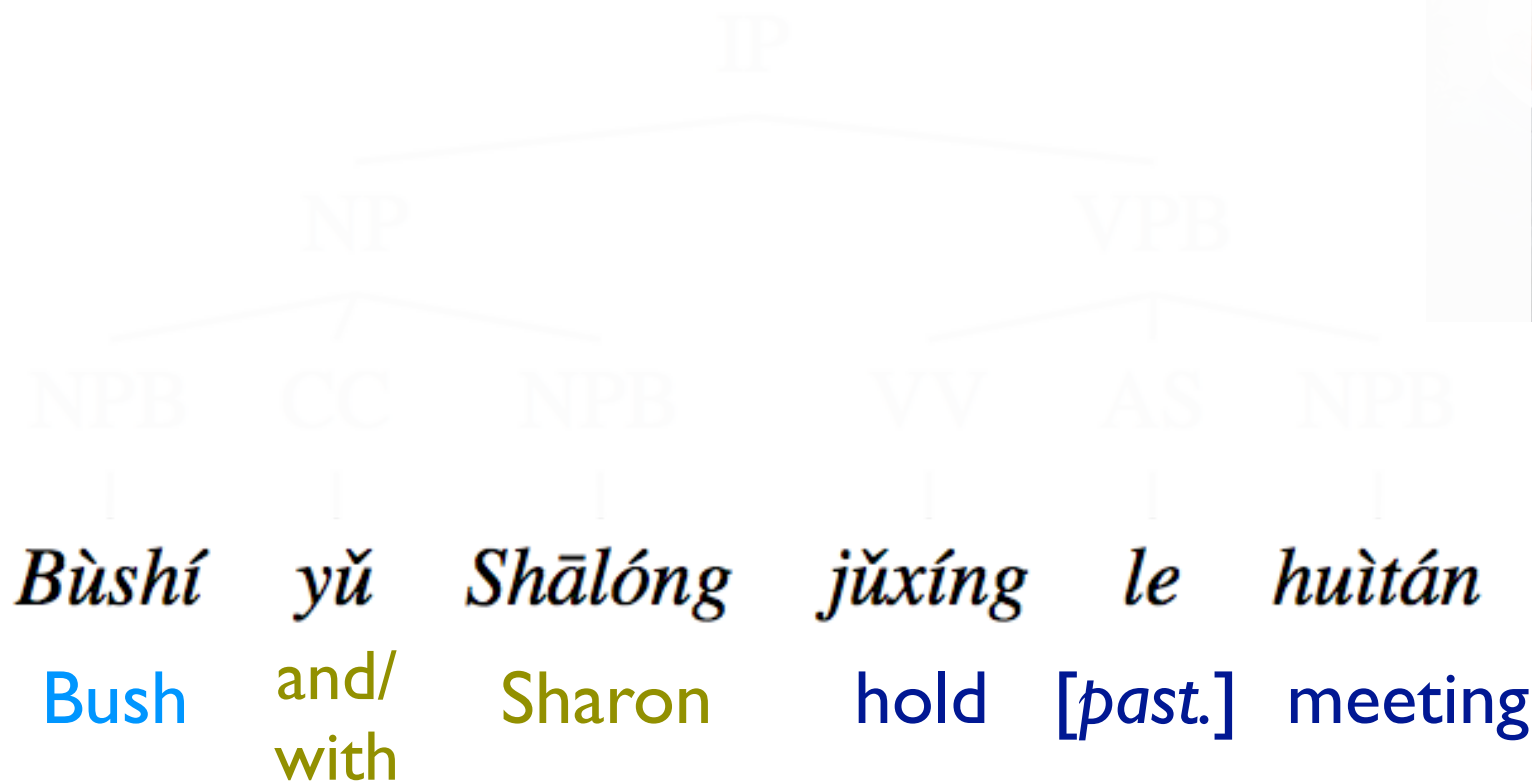
```
LD    R1, id2
ADDF  R1, R1, #3.0 // add float
RTOI  R2, R1      // real to int
ST    id1, R2
```

syntax-directed translation (~1960)



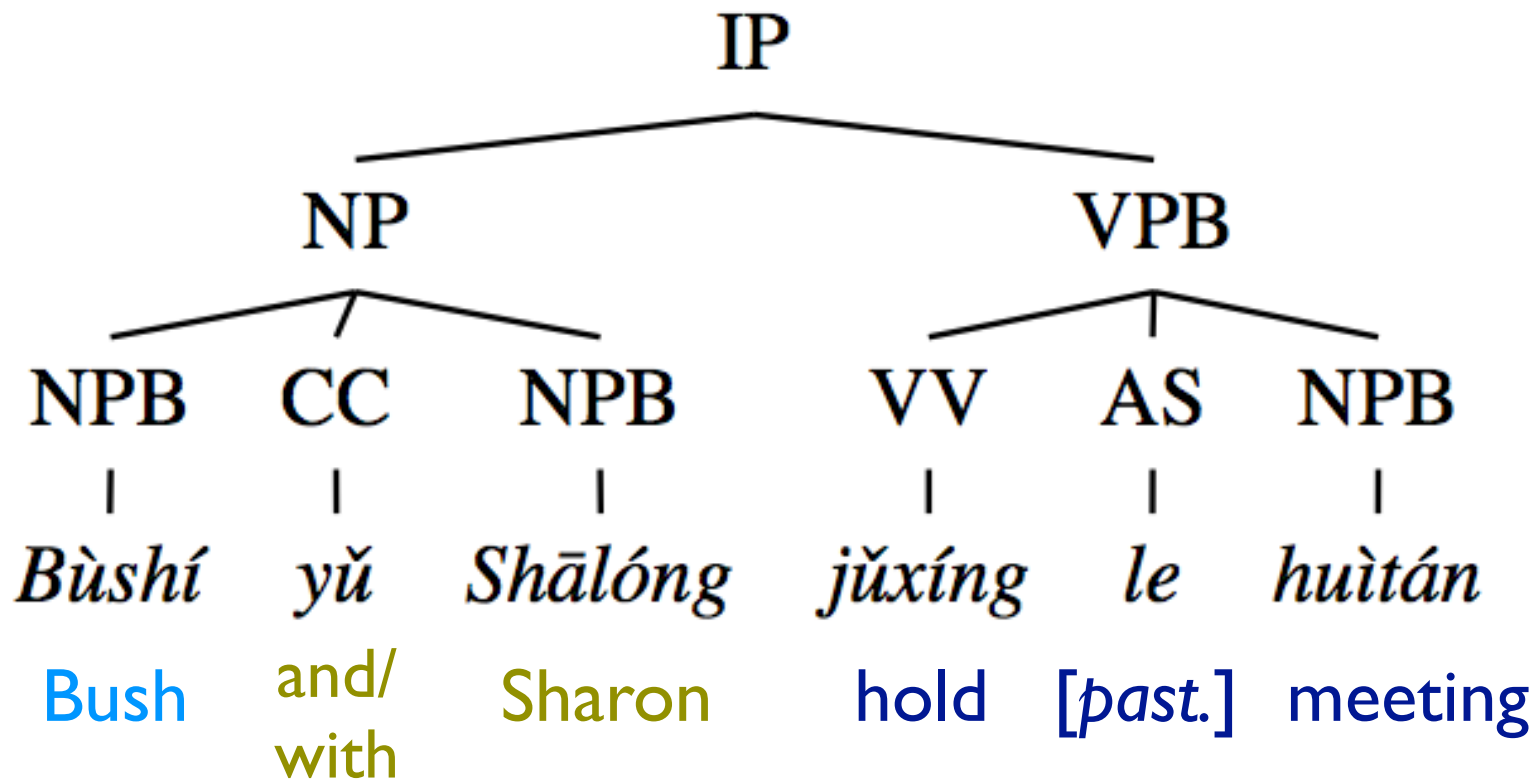
Syntax-Directed Machine Translation

1. parse the source-language sentence into a tree
2. recursively convert it into a target-language sentence



Tree-based Translation

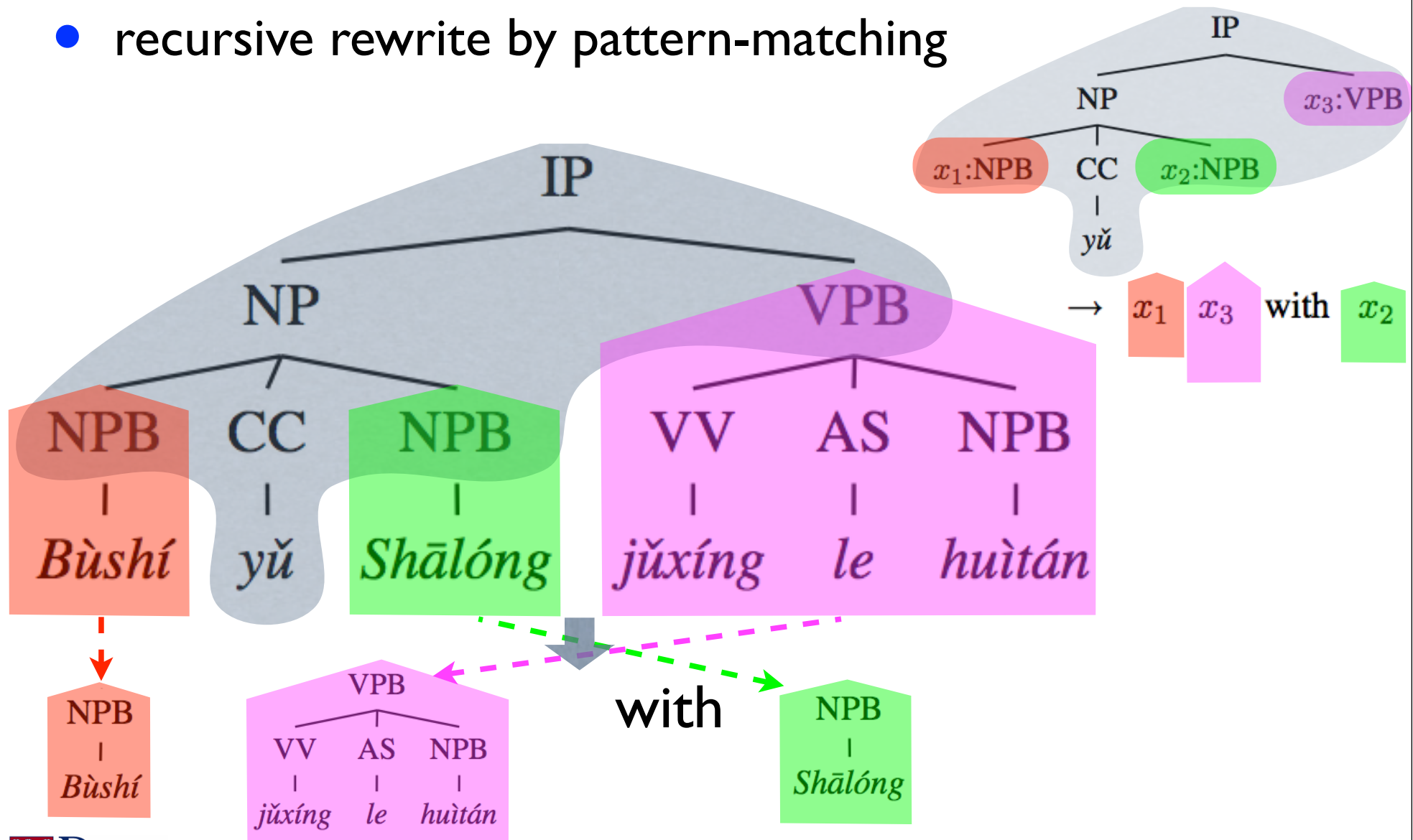
- get 1-best parse tree; then convert to English



“Bush held a meeting with Sharon”

Tree-based Translation

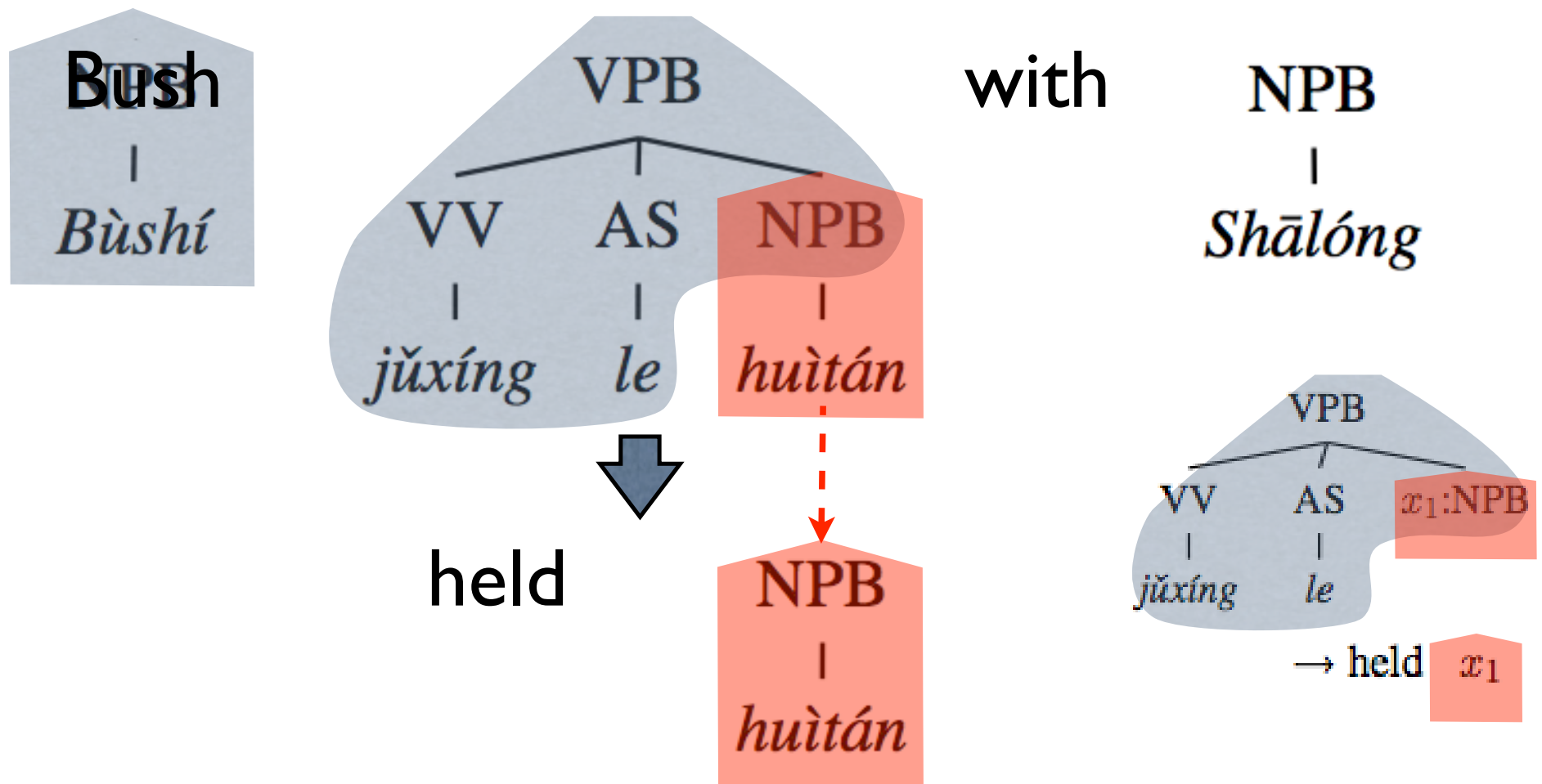
- recursive rewrite by pattern-matching



(Huang, Knight, Joshi 2006)

Tree-based Translation

- recursively solve unfinished subproblems



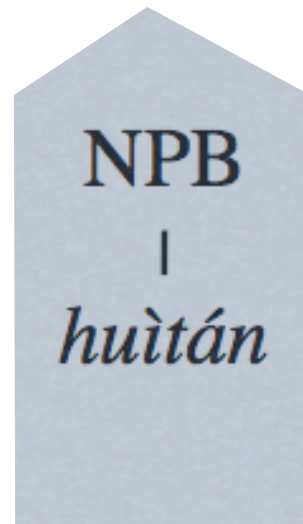
(Huang, Knight, Joshi 2006)

Tree-based Translation

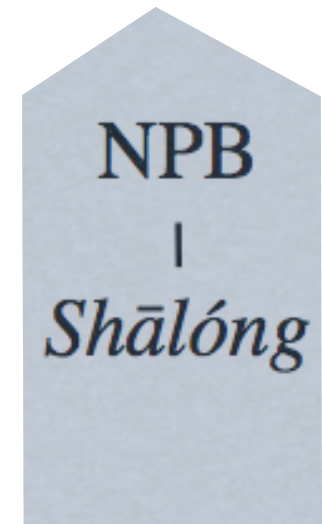
- continue pattern-matching

Bush

held



with



a meeting

Sharon

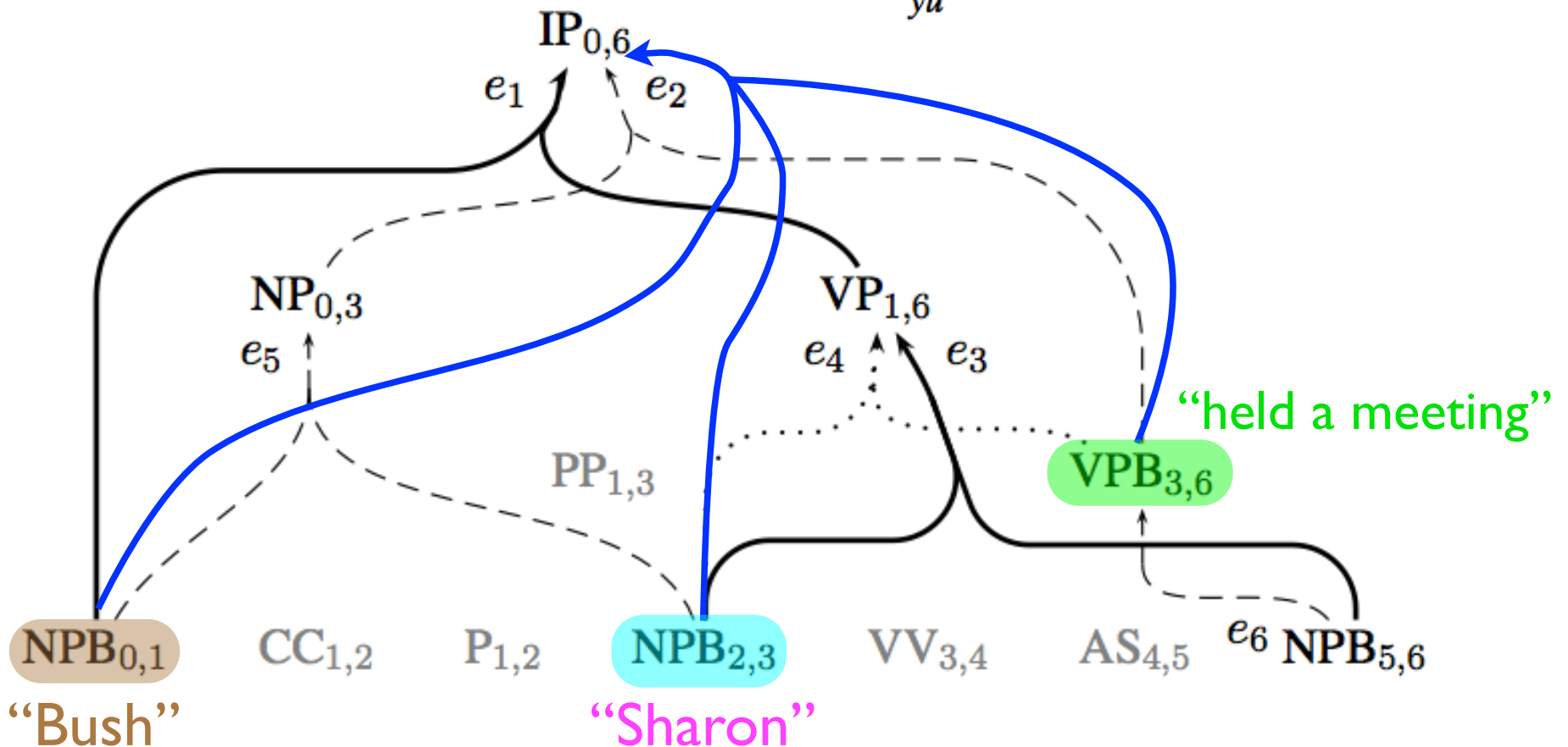
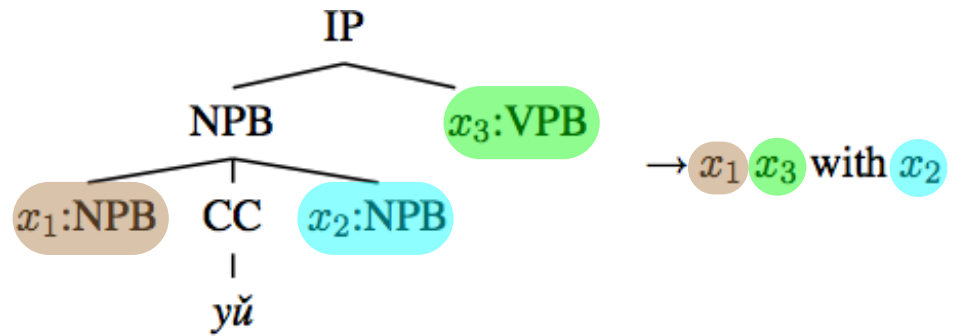
Tree-based Translation

- continue pattern-matching

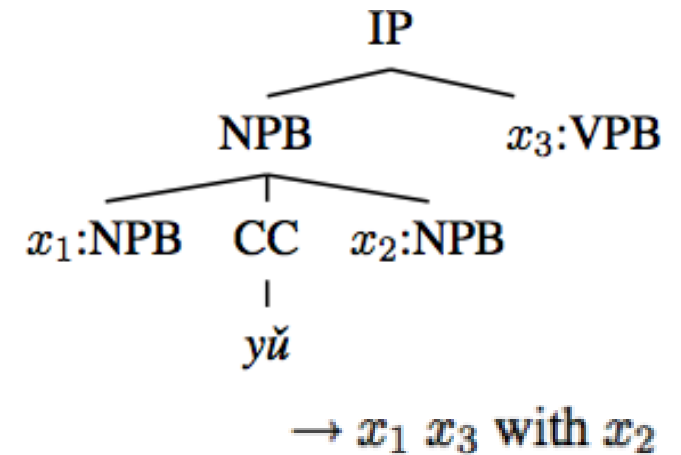
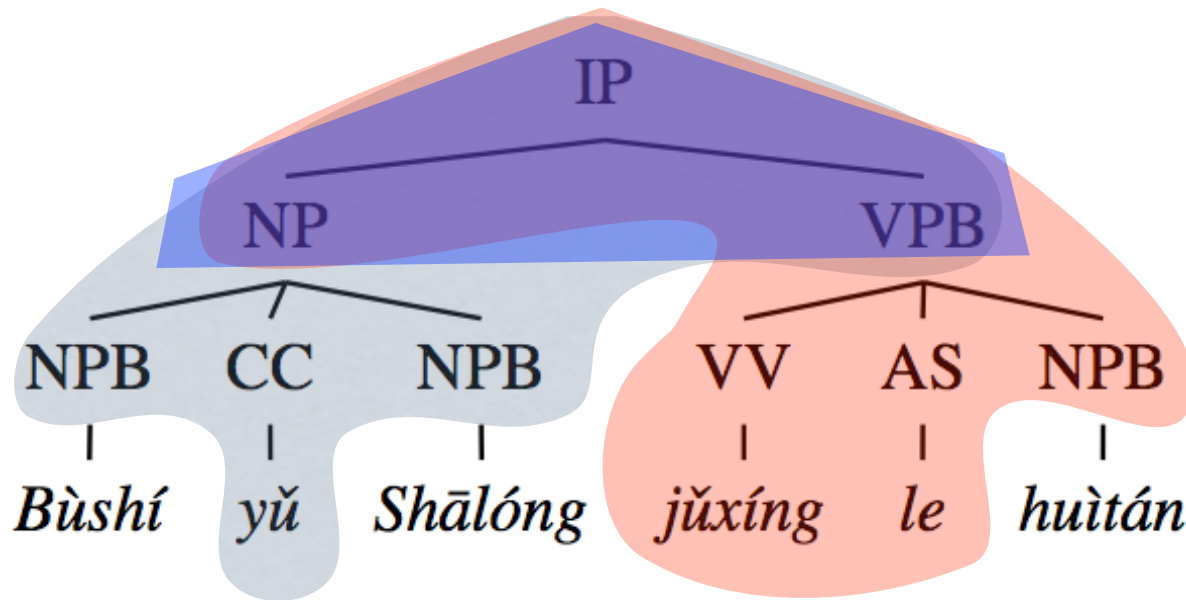
Bush held a meeting with Sharon

Recursion

“Bush held a meeting with Sharon”



Memoization (dynamic programming)



cache the best translation (and its probability)
at each node (i.e. subtree)

Pseudocode

Algorithm 1 Top-down Memoized Recursion

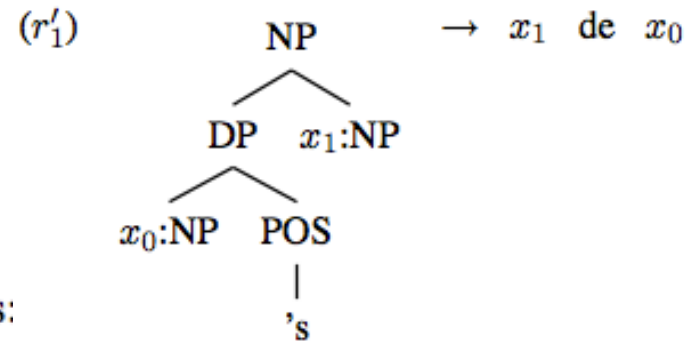
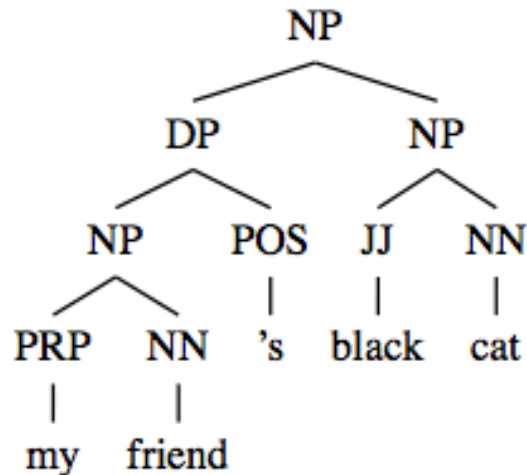
```
1: function TRANSLATE( $\eta$ )
2:   if  $cache[\eta]$  defined then                                ▷ this sub-tree visited before?
3:     return  $cache[\eta]$ 
4:    $best \leftarrow 0$ 
5:   for  $r \in \mathcal{R}$  do                                          ▷ try each rule  $r$ 
6:      $matched, sublist \leftarrow \text{PATTERNMATCH}(t(r), \eta)$     ▷ tree pattern matching
7:     if  $matched$  then                                       ▷ if matched,  $sublist$  contains a list of matched subtrees
8:        $prob \leftarrow \text{Pr}(r)$                                 ▷ the probability of rule  $r$ 
9:       for  $\eta_i \in sublist$  do
10:         $p_i, s_i \leftarrow \text{TRANSLATE}(\eta_i)$               ▷ recursively solve each sub-problem
11:         $prob \leftarrow prob \cdot p_i$ 
12:        if  $prob > best$  then
13:           $best \leftarrow prob$ 
14:           $str \leftarrow [x_i \mapsto s_i]s(r)$                 ▷ plug in the results
15:    $cache[\eta] \leftarrow best, str$                                ▷ caching the best solution for future use
16:   return  $cache[\eta]$                                          ▷ returns the best string with its prob.
```

English-to-Spanish/French Example

(2) my friend's black cat

le chat noir de mon ami
 el gato negro de mi amigo
 [the] [cat] [black] [of] [my] [friend]

Again, assume the parse tree for the English phrase is:



Then we use a rule to translate the English phrase "my friend":

(r'_2) NP(PRP (my) NN (friend)) \rightarrow mon ami
 mi amigo

and a rule for reordering the adjective (black) with the noun (cat)

(r'_3) NP(x_0 :JJ x_1 :NN) \rightarrow x_1 x_0

finally, we finish the translation with the following two lexical rules

(r'_4) black \rightarrow noir
 negro

(r'_5) cat \rightarrow le chat
 el gato

Sample Input/Output (online)

input1.txt:

```
NP(DP(NP(PRP("my") NN("friend")) POS("'s"))) NP(JJ("black") NN("cat"))
NP(DP(NP(PRP("my") NN("friend")) POS("'s"))) NP(JJ("white") NN("cat"))
```

rules1.txt:

```
NP(DP(x0:NP POS("'s")) x1:NP) -> x1 "de" x0 ### prob=1.0
NP(PRP("my") NN("friend")) -> "mon" "ami" ### prob=0.51
NP(PRP("my") NN("friend")) -> "mon" "amie" ### prob=0.49
NP(x0:JJ x1:NN) -> x1 x0 ### prob=0.7
NP(x0:JJ x1:NN) -> x0 x1 ### prob=0.3
JJ("black") -> "noir" ### prob=0.6
JJ("black") -> "noire" ### prob=0.4
NN("cat") -> "le" "chat" ### prob=1.0
NP(x0:JJ NN("cat")) -> "le" "chat" x0 ### prob=1
NP(JJ("black") x0:NN) -> x0 "noir" ### prob=0.55
NP(JJ("black") x0:NN) -> x0 "noire" ### prob=0.45
```

To run the program, type in the terminal

```
cat input1.txt | ./translate.py rules1.txt
```

and you will get the output

```
my friend 's black cat -> le chat noir de mon ami ### prob=0.306
my friend 's white cat -> *** failed ***
```

Derivation and k-best translation

```
cat input1.txt | ./translate.py rules1.txt -d
```

should output the following:

```
my friend 's black cat -> le chat noir de mon ami ### prob=0.306
NP (DP (x0:NP POS ('s)) x1:NP) -> x1 de x0 ### prob=1.000
| x0: NP (PRP (my) NN (friend)) -> mon ami ### prob=0.510
| x1: NP (x0:JJ NN (cat)) -> le chat x0 ### prob=1.000
| | x0: JJ (black) -> noir ### prob=0.600
| black cat -> le chat noir ### prob=0.600
my friend 's black cat -> le chat noir de mon ami ### prob=0.306
my friend 's white cat -> *** failed ***
```

```
cat input1.txt | ./translate.py rules1.txt -k 3
```

will output

```
my friend 's black cat -> le chat noir de mon ami ### prob=0.306
my friend 's black cat -> le chat noir de mon amie ### prob=0.294
my friend 's black cat -> le chat noire de mon ami ### prob=0.204
my friend 's white cat -> *** failed ***
```

Note: do not print duplicate translations (say, there might be another way of deriving the best translate