



**Vulkan.**


**Shaders and SPIR-V**



**Oregon State University**  
Mike Bailey  
mjb@cs.oregonstate.edu



This work is licensed under a [Creative Commons Attribution-NonCommercial-NoDerivatives 4.0 International License](https://creativecommons.org/licenses/by-nc-nd/4.0/)

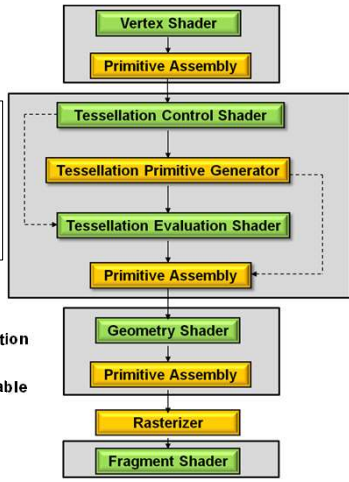



**Oregon State University**  
Computer Graphics

ShadersAndSpirv.pptx mjb - December 30, 2022

**The Shaders' View of the Basic Computer Graphics Pipeline**

- You need to have a vertex and fragment shader as a minimum.
- A missing stage is OK. The output from one stage becomes the input of the next stage that is there.
- The last stage before the fragment shader feeds its output variables into the **rasterizer**. The interpolated values then go to the fragment shaders.





**Oregon State University**  
Computer Graphics


mjb - December 30, 2022

**Vulkan Shader Stages**

Shader stages

```

typedef enum VkPipelineStageFlagBits {
    VK_PIPELINE_STAGE_TOP_OF_PIPE_BIT = 0x00000001,
    VK_PIPELINE_STAGE_DRAW_INDIRECT_BIT = 0x00000002,
    VK_PIPELINE_STAGE_VERTEX_INPUT_BIT = 0x00000004,
    VK_PIPELINE_STAGE_VERTEX_SHADER_BIT = 0x00000008,
    VK_PIPELINE_STAGE_TESSELLATION_CONTROL_SHADER_BIT = 0x00000010,
    VK_PIPELINE_STAGE_TESSELLATION_EVALUATION_SHADER_BIT = 0x00000020,
    VK_PIPELINE_STAGE_GEOMETRY_SHADER_BIT = 0x00000040,
    VK_PIPELINE_STAGE_FRAGMENT_SHADER_BIT = 0x00000080,
    VK_PIPELINE_STAGE_EARLY_FRAGMENT_TESTS_BIT = 0x00000100,
    VK_PIPELINE_STAGE_LATE_FRAGMENT_TESTS_BIT = 0x00000200,
    VK_PIPELINE_STAGE_COLOR_ATTACHMENT_OUTPUT_BIT = 0x00000400,
    VK_PIPELINE_STAGE_COMPUTE_SHADER_BIT = 0x00000800,
    VK_PIPELINE_STAGE_TRANSFER_BIT = 0x00001000,
    VK_PIPELINE_STAGE_BOTTOM_OF_PIPE_BIT = 0x00002000,
    VK_PIPELINE_STAGE_HOST_BIT = 0x00004000,
    VK_PIPELINE_STAGE_ALL_GRAPHICS_BIT = 0x00008000,
    VK_PIPELINE_STAGE_ALL_COMMANDS_BIT = 0x00010000,
} VkPipelineStageFlagBits;
    
```



**Oregon State University**  
Computer Graphics

mjb - December 30, 2022

**How Vulkan GLSL Differs from OpenGL GLSL**

**Detecting that a GLSL Shader is being used with Vulkan/SPIR-V:**

- In the compiler, there is an automatic `#define VULKAN 130` or whatever the current version number is. Typically you use this like:
 

```
#ifdef VULKAN
    ...
#endif
```


|  |   |
|--|---|
| <p><b>Vulkan Vertex and Instance indices:</b></p> <pre>gl_VertexIndex gl_InstanceIndex</pre> | <p><b>OpenGL uses:</b></p> <pre>gl_VertexID gl_InstanceID</pre> |
|--|---|

- Both are 0-based

**gl\_FragColor:**

- In OpenGL, `gl_FragColor` broadcasts to all color attachments
- In Vulkan, it just broadcasts to color attachment location #0
- Best idea: don't use it at all – explicitly declare out variables to have specific location numbers:
 

```
layout ( location = 0 ) out vec4 fFragColor;
```



**Oregon State University**  
Computer Graphics

mjb - December 30, 2022

### How Vulkan GLSL Differs from OpenGL GLSL

5

**Shader combinations of separate texture data and samplers as an option:**  
 uniform sampler s;  
 uniform texture2D t;  
 vec4 rgba = texture( sampler2D( t, s ), vST );

Note: our sample code doesn't use this.

**Descriptor Sets:**  
 layout( set=0, binding=0 ) . . . ;

**Push Constants:**  
 layout( push\_constant ) . . . ;

**Specialization Constants:**  
 layout( constant\_id = 3 ) const int N = 5;

- Only for scalars, but a vector's components can be constructed from specialization constants

**For example, Specialization Constants can be used with Compute Shaders:**  
 layout( local\_size\_x\_id = 8, local\_size\_y\_id = 16 );

- This sets gl\_WorkGroupSize.x and gl\_WorkGroupSize.y
- gl\_WorkGroupSize.z is set as a constant

Oregon State University Computer Graphics  
 mjb - December 30, 2022

### Vulkan: Shaders' use of Layouts for Uniform Variables

6

```

layout( std140, set = 0, binding = 0 ) uniform sceneMatBuf
{
    mat4 uProjectionMatrix;
    mat4 uViewMatrix;
    mat4 uSceneMatrix;
} SceneMatrices;

layout( std140, set = 1, binding = 0 ) uniform objectMatBuf
{
    mat4 uModelMatrix;
    mat4 uNormalMatrix;
} ObjectMatrices;

layout( set = 2, binding = 0 ) uniform sampler2D uTexUnit;
    
```

All non-sampler uniform variables *must* be in block buffers

Oregon State University Computer Graphics  
 mjb - December 30, 2022

### Vulkan Shader Compiling

7

- You half-compile your shaders with an external compiler
- Your shaders get turned into an intermediate form known as SPIR-V, which stands for **Standard Portable Intermediate Representation**.
- SPIR-V gets turned into fully-compiled code at runtime, when the pipeline structure is finally created
- The SPIR-V spec has been public for a few years –new shader languages are surely being developed
- OpenGL and OpenCL have now adopted SPIR-V as well

**Advantages:**

1. Software vendors don't need to ship their shader source
2. Syntax errors appear during the SPIR-V step, not during runtime
3. Software can launch faster because half of the compilation has already taken place
4. This guarantees a common front-end syntax
5. This allows for other language front-ends

Oregon State University Computer Graphics  
 mjb - December 30, 2022

### SPIR-V: Standard Portable Intermediate Representation for Vulkan

8

**glslangValidator shaderFile -V [-H] [-I<dir>] [-S <stage>] -o shaderBinaryFile.spv**

Shaderfile extensions:  
 .vert Vertex  
 .tesc Tessellation Control  
 .tese Tessellation Evaluation  
 .geom Geometry  
 .frag Fragment  
 .comp Compute  
 (Can be overridden by the -S option)

**-V** Compile for Vulkan  
**-G** Compile for OpenGL  
**-I** Directory(ies) to look in for #includes  
**-S** Specify stage rather than get it from shaderfile extension  
**-c** Print out the maximum sizes of various properties

Windows: glslangValidator.exe

Linux: glslangValidator

Oregon State University Computer Graphics  
 mjb - December 30, 2022

### You Can Run the SPIR-V Compiler on Windows from a Bash Shell

You can run the glslangValidator program from the Windows Command Prompt, but I have found it easier to run the SPIR-V compiler from Windows-Bash.

**To install the bash shell on your own Windows machine, go to this URL:**  
<https://www.msn.com/en-us/news/technology/how-to-install-and-run-bash-on-windows-11/ar-AA10EoPk>

**Or, follow these instructions:**

- Head to the **Start menu** search bar, type in 'terminal,' and launch the Windows Terminal as administrator. (On some systems, this is called the **Command Prompt**.)
- Type in the following command in the administrator: **wsl --install**
- Restart your PC once the installation is complete.

As soon as your PC boots up, the installation will begin again. Your PC will start downloading and installing the Ubuntu software. You'll soon get asked to set up a username and password. This can be the same as your system's username and password, but doesn't have to be. The installation will automatically start off from where you left it.

Oregon State University  
Computer Graphics

mjb - December 30, 2022

### You Can Run the SPIR-V Compiler on Windows from a Bash Shell

1. Click on the Microsoft Start icon

2. Type the word *bash*

BTW, within bash, if you want to list your files without that sometimes-hard-to-read filename coloring, do this:  
**ls -l --color=none**  
 (ell-ess minus-ell minus-minus-color=none)

Oregon State University  
Computer Graphics

mjb - December 30, 2022

### Running glslangValidator.exe in bash

As long as I am on bash, I like using the *make* utility. To do that, put these shader compile lines in a file called *Makefile*:

```
ALLSHADERS: sample-vert.vert sample-frag.frag
glslangValidator.exe -V sample-vert.vert -o sample-vert.spv
glslangValidator.exe -V sample-frag.frag -o sample-frag.spv
```

Then type *make ALLSHADERS*:

```
mjb@PC:/mnt/c/MJB/Vulkan/Sample2019-COLOREDCUBE$ make ALLSHADERS
glslangValidator.exe -V sample-vert.vert -o sample-vert.spv
sample-vert.vert
glslangValidator.exe -V sample-frag.frag -o sample-frag.spv
sample-frag.frag
mjb@PC:/mnt/c/MJB/Vulkan/Sample2019-COLOREDCUBE$
```

Oregon State University  
Computer Graphics

mjb - December 30, 2022

### Running glslangValidator.exe

glslangValidator.exe -V sample-vert.vert -o sample-vert.spv

Compile for Vulkan ("-G" is compile for OpenGL)

Specify the SPIR-V output file

The input file. The compiler determines the shader type by the file extension:

|       |                                |
|-------|--------------------------------|
| .vert | Vertex shader                  |
| .tccs | Tessellation Control Shader    |
| .tecs | Tessellation Evaluation Shader |
| .geom | Geometry shader                |
| .frag | Fragment shader                |
| .comp | Compute shader                 |

Oregon State University  
Computer Graphics

mjb - December 30, 2022

### How do you know if SPIR-V compiled successfully?

Same as C/C++ -- the compiler gives you no nasty messages, it just prints the name of the source file you just compiled.

Also, if you care, legal .spv files have a magic number of **0x07230203**


So, if you use the Linux command **od -x** on the .spv file, like this:

```
od -x sample-vert.spv
```

the magic number shows up like this:

```
00000000 0203 0723 0000 0001 000a 0008 007e 0000
00000020 0000 0000 0011 0002 0001 0000 000b 0006
...
```

"od" stands for "octal dump", even though it can format the raw bits as most anything: octal, hexadecimal, bytes, characters, etc. "-x" means to format in hexadecimal.




mjb - December 30, 2022

### Reading a SPIR-V File into a Vulkan Shader Module

```
#ifndef WIN32
typedef int errno_t;
int fopen_s( FILE*, const char *, const char * );
#endif

#define SPIRV_MAGIC 0x07230203
...
VkResult
Init12SpirvShader( std::string filename, VkShaderModule * pShaderModule )
{
    FILE *fp;
    #ifdef WIN32
        errno_t err = fopen_s( &fp, filename.c_str(), "rb" );
        if( err != 0 )
    #else
        fp = fopen( filename.c_str(), "rb" );
        if( fp == NULL )
    #endif
    {
        fprintf( FpDebug, "Cannot open shader file '%s'", filename.c_str() );
        return VK_SHOULD_EXIT;
    }
    uint32_t magic;
    fread( &magic, 4, 1, fp );
    if( magic != SPIRV_MAGIC )
    {
        fprintf( FpDebug, "Magic number for spir-v file '%s' is 0x%08x -- should be 0x%08x", filename.c_str(), magic, SPIRV_MAGIC );
        return VK_SHOULD_EXIT;
    }

    fseek( fp, 0L, SEEK_END );
    int size = ftell( fp );
    rewind( fp );
    unsigned char *code = new unsigned char [size];
    fread( code, size, 1, fp );
    fclose( fp );
    ...
}
```




mjb - December 30, 2022

### Reading a SPIR-V File into a Shader Module

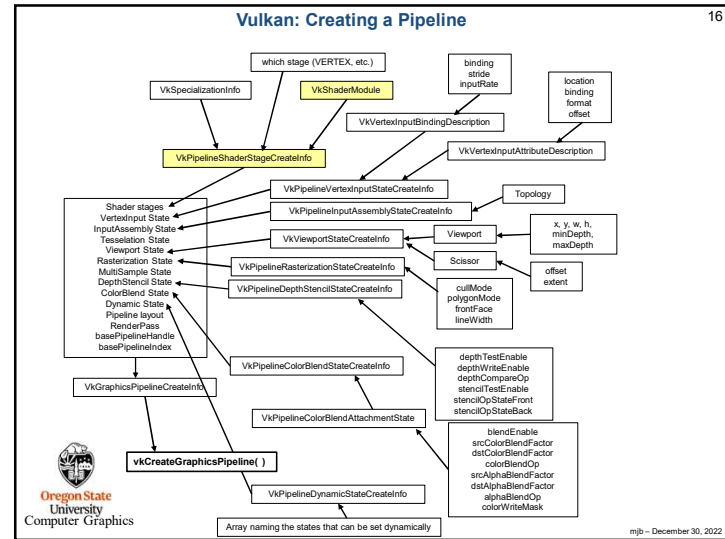
```
...
VkShaderModule ShaderModuleVertex;
...

VkShaderModuleCreateInfo vsmci;
vsmci.sType = VK_STRUCTURE_TYPE_SHADER_MODULE_CREATE_INFO;
vsmci.pNext = nullptr;
vsmci.flags = 0;
vsmci.codeSize = size;
vsmci.pCode = (uint32_t *)code;

VkResult result = vkCreateShaderModule( LogicalDevice, &vsmci, PALLOCATOR, OUT & ShaderModuleVertex );
fprintf( FpDebug, "Shader Module '%s' successfully loaded\n", filename.c_str() );
delete [ ] code;
return result;
}
```




mjb - December 30, 2022



**You can also take a look at SPIR-V Assembly** 17

`glslangValidator.exe -V -H sample-vert.vert -o sample-vert.spv`

This prints out the SPIR-V "assembly" to standard output.  
Other than nerd interest, there is no graphics-programming reason to look at this. ☺



**Oregon State University**  
Computer Graphics

mjb - December 30, 2022

**For example, if this is your Shader Source** 18

```
#version 400
#extension GL_ARB_separate_shader_objects : enable
#extension GL_ARB_shading_language_420pack : enable
layout( std140, set = 0, binding = 0 ) uniform matBuf
{
    mat4 uModelMatrix;
    mat4 uViewMatrix;
    mat4 uProjectionMatrix;
    mat3 uNormalMatrix;
} Matrices;


// non-opaque must be in a uniform block:
layout( std140, set = 1, binding = 0 ) uniform lightBuf
{
    vec4 uLightPos;
} Light;

layout( location = 0 ) in vec3 aVertex;
layout( location = 1 ) in vec3 aNormal;
layout( location = 2 ) in vec3 aColor;
layout( location = 3 ) in vec2 aTexCoord;

layout( location = 0 ) out vec3 vNormal;
layout( location = 1 ) out vec3 vColor;
layout( location = 2 ) out vec2 vTexCoord;

void
main()
{
    mat4 PVM = Matrices.uProjectionMatrix * Matrices.uViewMatrix * Matrices.uModelMatrix;
    gl_Position = PVM * vec4( aVertex, 1. );

    vNormal = Matrices.uNormalMatrix * aNormal;
    vColor = aColor;
    vTexCoord = aTexCoord;
}
```



**Oregon State University**  
Computer Graphics

mjb - December 30, 2022

**This is the SPIR-V Assembly, Part I** 19

```
#version 400
#extension GL_ARB_separate_shader_objects : enable
#extension GL_ARB_shading_language_420pack : enable
layout( std140, set = 0, binding = 0 ) uniform matBuf
{
    mat4 uModelMatrix;
    mat4 uViewMatrix;
    mat4 uProjectionMatrix;
    mat3 uNormalMatrix;
} Matrices;

// non-opaque must be in a uniform block:
layout( std140, set = 1, binding = 0 ) uniform lightBuf
{
    vec4 uLightPos;
} Light;

layout( location = 0 ) in vec3 aVertex;
layout( location = 1 ) in vec3 aNormal;
layout( location = 2 ) in vec3 aColor;
layout( location = 3 ) in vec2 aTexCoord;

layout( location = 0 ) out vec3 vNormal;
layout( location = 1 ) out vec3 vColor;
layout( location = 2 ) out vec2 vTexCoord;

void
main()
{
    mat4 PVM = Matrices.uProjectionMatrix * Matrices.uViewMatrix * Matrices.uModelMatrix;
    gl_Position = PVM * vec4( aVertex, 1. );

    vNormal = Matrices.uNormalMatrix * aNormal;
    vColor = aColor;
    vTexCoord = aTexCoord;
}
```

1: Capability Shader

ExtInstOpList "GLSLstd450"

MemoryModel Logical GLSL450

EntryPoint Vertex 4 "main" 34 37 48 53 56 57 61 63

Source GLSL 400

SourceExtension "GL\_ARB\_separate\_shader\_objects"

SourceExtension "GL\_ARB\_shading\_language\_420pack"

Name 4 "main"

Name 10 "PVM"

Name 13 "matBuf"

MemberName 13(matBuf) 0 "uModelMatrix"

MemberName 13(matBuf) 1 "uViewMatrix"

MemberName 13(matBuf) 2 "uProjectionMatrix"

MemberName 13(matBuf) 3 "uNormalMatrix"

Name 15 "Matrices"

Name 32 "gl\_PerVertex"

MemberName 32(gl\_PerVertex) 0 "gl\_Position"

MemberName 32(gl\_PerVertex) 1 "gl\_PointSize"

MemberName 32(gl\_PerVertex) 2 "gl\_ClipDistance"

Name 34 ""

Name 37 "aVertex"

Name 48 "aNormal"

Name 53 "aColor"

Name 56 "vColor"

Name 57 "aTexCoord"

Name 61 "vTexCoord"

Name 63 "aTexCoord"

Name 65 "lightBuf"

MemberName 65(lightBuf) 0 "uLightPos"

Name 67 "Light"

MemberDecorate 13(matBuf) 0 ColMajor

MemberDecorate 13(matBuf) 0 Offset 0

MemberDecorate 13(matBuf) 1 MatrixStride 16

MemberDecorate 13(matBuf) 1 ColMajor

MemberDecorate 13(matBuf) 1 Offset 64

MemberDecorate 13(matBuf) 1 MatrixStride 16

MemberDecorate 13(matBuf) 2 ColMajor

MemberDecorate 13(matBuf) 2 Offset 128

MemberDecorate 13(matBuf) 2 MatrixStride 16


MemberDecorate 13(matBuf) 3 ColMajor

MemberDecorate 13(matBuf) 3 Offset 192

MemberDecorate 13(matBuf) 3 MatrixStride 16

Decorate 13(matBuf) Block

Decorate 15(Matrices) DescriptorSet 0



**Oregon State University**  
Computer Graphics

mjb - December 30, 2022

**This is the SPIR-V Assembly, Part II** 20

```
#version 400
#extension GL_ARB_separate_shader_objects : enable
#extension GL_ARB_shading_language_420pack : enable
layout( std140, set = 0, binding = 0 ) uniform matBuf
{
    mat4 uModelMatrix;
    mat4 uViewMatrix;
    mat4 uProjectionMatrix;
    mat3 uNormalMatrix;
} Matrices;

// non-opaque must be in a uniform block:
layout( std140, set = 1, binding = 0 ) uniform lightBuf
{
    vec4 uLightPos;
} Light;

layout( location = 0 ) in vec3 aVertex;
layout( location = 1 ) in vec3 aNormal;
layout( location = 2 ) in vec3 aColor;
layout( location = 3 ) in vec2 aTexCoord;

void
main()
{
    mat4 PVM = Matrices.uProjectionMatrix * Matrices.uViewMatrix * Matrices.uModelMatrix;
    gl_Position = PVM * vec4( aVertex, 1. );

    vNormal = Matrices.uNormalMatrix * aNormal;
    vColor = aColor;
    vTexCoord = aTexCoord;
}
```

Decorate 15(Matrices) Binding 0

MemberDecorate 32(gl\_PerVertex) 0 BuiltIn Position

MemberDecorate 32(gl\_PerVertex) 1 BuiltIn PointSize

MemberDecorate 32(gl\_PerVertex) 2 BuiltIn ClipDistance

Decorate 32(gl\_PerVertex) Block

Decorate 37(aVertex) Location 0

Decorate 48(aNormal) Location 0

Decorate 53(aColor) Location 1

Decorate 56(vColor) Location 1

Decorate 57(aTexCoord) Location 2

Decorate 61(vTexCoord) Location 2

Decorate 63(aTexCoord) Location 3

MemberDecorate 65(lightBuf) 0 Offset 0

Decorate 65(lightBuf) Block

Decorate 67(Light) DescriptorSet 1

Decorate 67(Light) Binding 0

TypeVoid

2: TypeFunction 2

3: TypeFunction 2

6: TypeFloat 32

7: TypeVector 6(float) 4

8: TypeMatrix 7(float) 4

9: TypePointer Function 8

11: TypeVector 6(float) 3

12: TypeMatrix 11(float) 3

13(matBuf): TypeStruct 8 8 8 12

14: TypePointer Uniform 13(matBuf)

15(Matrices): 14(ptr) Variable Uniform

16: TypeInt 32

17: 16(int) Constant 2

18: TypePointer Uniform 8

21: 16(int) Constant 1

25: 16(int) Constant 0

29: TypeInt 32 0

30: 29(int) Constant 1

31: TypeArray 6(float) 30

32(gl\_PerVertex): TypeStruct 7(float) 4 6(float) 3 1

33: TypePointer Output 32(gl\_PerVertex)

34: 33(ptr) Variable Output

36: TypePointer Input 11(float) 3

37(aVertex): 36(ptr) Variable Input


39: 6(float) Constant 105553216

45: TypePointer Output 7(float) 4

47: TypePointer Output 11(float) 3

48(aNormal): 47(ptr) Variable Output

49: 16(int) Constant 3



**Oregon State University**  
Computer Graphics

mjb - December 30, 2022

### This is the SPIR-V Assembly, Part III

```

#version 400
#extension GL_ARB_separate_shader_objects enable
#extension GL_ARB_shading_language_420pack enable
layout (set=0, set=0, binding=0) uniform mat4uf
{
    mat4 uModelMatrix;
    mat4 uViewMatrix;
    mat4 uProjectionMatrix;
    mat4 uNormalMatrix;
} Matrices;

// Non-opaque must be in a uniform block
layout (set=0, set=1, binding=0) uniform ighBufuf
{
    vec4 uLightPos;
} LLight;

layout (location=0) in vec3 aVertex;
layout (location=1) in vec3 aNormal;
layout (location=2) in vec3 aTexCoord;
layout (location=3) in vec2 aTexCoord;

layout (location=0) out vec4 vNormal;
layout (location=1) out vec3 vColor;
layout (location=2) out vec2 vTexCoord;

void
main()
{
    mat4 PVM = Matrices.uProjectionMatrix * Matrices.uViewMatrix * Matrices.uModelMatrix;
    gl_Position = PVM * vec4(aVertex, 1.);
    vColor = Matrices.uNormalMatrix * aNormal;
    vTexCoord = aTexCoord;
    vTexCoord = aTexCoord;
}
                
```

```

50:   TypePointer Uniform 12
53(aNormal): 36(ptr) Variable Input
56(vColor): 47(ptr) Variable Output
57(aTexCoord): 36(ptr) Variable Input
59:   TypeVector 6(float) 2
60:   TypePointer Output59(vec2)
61(vTexCoord): 60(ptr) Variable Output
62:   TypePointer Input59(vec2)
63(aTexCoord): 62(ptr) Variable Input
65(ighBufuf): TypePointer Uniform 65(lightBufuf)
66:   (Light): 66(ptr) Variable Uniform
4(main): 2 Function None 3
5:   Label
10(PVM): 9(ptr) Variable Function
19:  18(ptr) AccessChain 15(Matrices) 17
20:  8 Load 19
22:  18(ptr) AccessChain 15(Matrices) 21
23:  8 Load 22
24:  8 MatrixTimesMatrix 20 23
26:  18(ptr) AccessChain 15(Matrices) 25
27:  8 Load 26
28:  8 MatrixTimesMatrix 24 27
   Store 10(PVM) 28
35:  8 Load 10(PVM)
38:  11(float3) Load 37(aVertex)
40:  6(float) CompositeExtract 38 0
41:  6(float) CompositeExtract 38 1
42:  6(float) CompositeExtract 38 2
44:  7(float4) CompositeConstruct 40 41 42 39
46:  45(ptr) AccessChain 34 25
   Store 46 44
51:  50(ptr) AccessChain 15(Matrices) 49
52:  12 Load 51
54:  11(float3) Load 53(aNormal)
55:  11(float3) MatrixTimesVector 52 54
58:  11(float3) Load 57(vColor)
   Store 58 56(vColor) 58
64:  59(float2) Load 63(aTexCoord)
   Store 61(vTexCoord) 64
   Return
   FunctionEnd
                
```

mjb - December 30, 2022

### SPIR-V: Printing the Configuration

#### glslangValidator -c

```

MaxLights 32
MaxClipPlanes 6
MaxTextureUnits 32
MaxTextureCoords 32
MaxVertexAttributes 64
MaxVertexUniformComponents 4096
MaxVaryingFloats 64
MaxVertexTextureImageUnits 32
MaxCombinedTextureImageUnits 80
MaxTextureImageUnits 32
MaxFragmentUniformComponents 4096
MaxDrawBuffers 32
MaxVertexUniformVectors 128
MaxVaryingVectors 8
MaxFragmentUniformVectors 16
MaxVertexOutputVectors 16
MaxFragmentInputVectors 15
MaxProgramTexelOffset 6
MaxClipDistances 8
MaxFragsInterpVectors 15
MaxProgramTexelOffset 7
MaxClipDistances 8
MaxComputeWorkGroupCountX 65536
MaxComputeWorkGroupCountY 65536
MaxComputeWorkGroupCountZ 65536
MaxComputeWorkGroupSizeX 1024
MaxComputeWorkGroupSizeY 1024
MaxComputeWorkGroupSizeZ 64
MaxComputeUniformComponents 1024
MaxComputeTextureImageUnits 16
MaxComputeImageUnits 8
MaxGeometryAtomicCounters 8
MaxComputeAtomicCounterBuffers 1
MaxVaryingComponents 60
MaxOutputComponents 64
MaxGeometryInputComponents 64
MaxGeometryOutputComponents 128
MaxFragmentInputComponents 128
MaxImageUnits 4
MaxCombinedImageUnitsAndFragmentOutputs 8
MaxImageSamples 0
MaxVertexImageUnits 0
MaxTexControlFlow 0
MaxTexControlFlowImageUnits 0
MaxTextureImageUnits 0
MaxFragmentImageUnits 0
MaxFragmentImageUnits 0
                
```

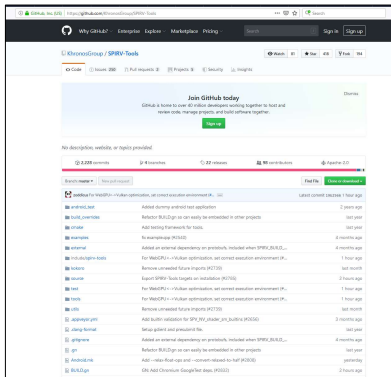
```

MaxCombinedImageUniforms 8
MaxGeometryTextureImageUnits 16
MaxGeometryOutputVertices 256
MaxGeometryTotalOutputComponents 1024
MaxGeometryUniformComponents 1024
MaxGeometryVaryingComponents 64
MaxTexControlInputComponents 128
MaxTexControlOutputComponents 128
MaxTexControlUniformComponents 1024
MaxTexControlTotalOutputComponents 4096
MaxTexEvaluationInputComponents 128
MaxTexEvaluationOutputComponents 128
MaxTexEvaluationTextureImageUnits 16
MaxTexEvaluationUniformComponents 1024
MaxTexPatchComponents 120
MaxPatchVertices 32
MaxTexCoordTexel 64
MaxViewports 16
MaxVertexAtomicCounters 0
MaxTexControlAtomicCounters 0
MaxTexEvaluationAtomicCounters 0
MaxGeometryAtomicCounters 0
MaxFragmentAtomicCounters 8
MaxAtomicCounterBindings 1
MaxVertexAtomicCounterBuffers 0
MaxTexControlAtomicCounterBuffers 0
MaxTexEvaluationAtomicCounterBuffers 0
MaxGeometryAtomicCounterBuffers 0
MaxFragmentAtomicCounterBuffers 1
MaxCombinedAtomicCounterBuffers 1
MaxAtomicCounterBufferSize 16384
MaxTransformFeedbackInterleavedComponents 64
MaxCullDistances 8
MaxCombinedClipAndCullDistances 8
MaxSamples 4
nonInductiveForLoops 1
whileLoops 1
doWhileLoops 1
generalUniformIndexing 1
generalAttributeMatrixVectorIndexing 1
generalVaryingIndexing 1
generalSampleIndexing 1
generalVariableIndexing 1
generalConstantMatrixVectorIndexing 1
                
```

mjb - December 30, 2022

### SPIR-V: More Information

**SPIR-V Tools:**  
<http://github.com/KhronosGroup/SPIRV-Tools>



mjb - December 30, 2022

### A Google-Wrapped Version of glslangValidator

The shader project from Google (<https://github.com/google/shaderc>) provides a glslangValidator wrapper program called **glsic** that has a much improved command-line interface. You use, basically, the same way:

```
glsic.exe -target-env=vulkan sample-vert.vert -o sample-vert.spv
```

There are several really nice features. The two I really like are:

- You can #include files into your shader source
- You can "#define" definitions on the **command** line like this:  

```
glsic.exe -target-env=vulkan -DNUMPOINTS=4 sample-vert.vert -o sample-vert.spv
```

glsic is included in your Sample .zip file

This causes a:  
**#define NUMPOINTS 4**  
 to magically be inserted into the top of your source code.

mjb - December 30, 2022