1

Synchronization

Oregon State University
Mike Bailey
mjb@cs.oregonstate.edu

Oregon State University
Computer Graphics

Synchronization.pptx

mjb – February 26, 2023

1

2

Remember the Overall Block Diagram?

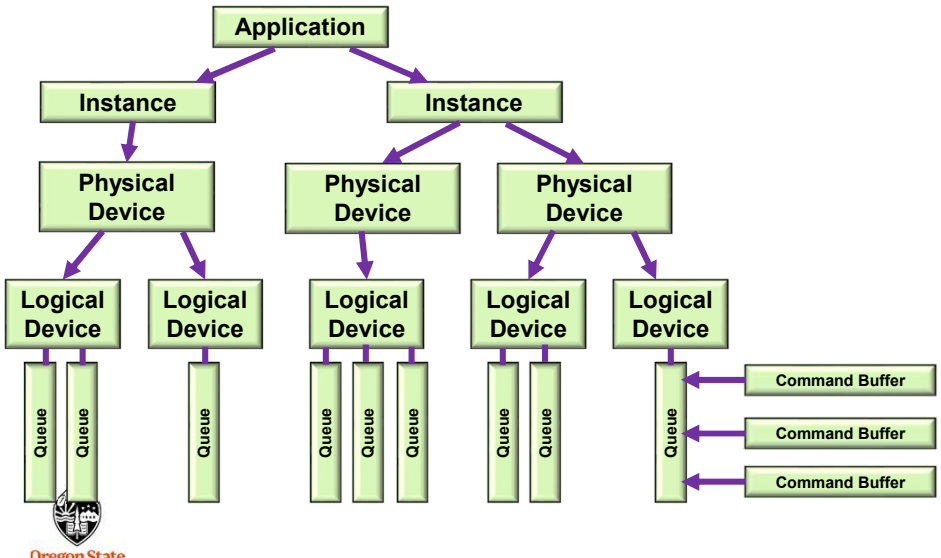

Oregon State University
Computer Graphics

mjb – February 26, 2023

2

Where Synchronization Fits in the Overall Block Diagram

3

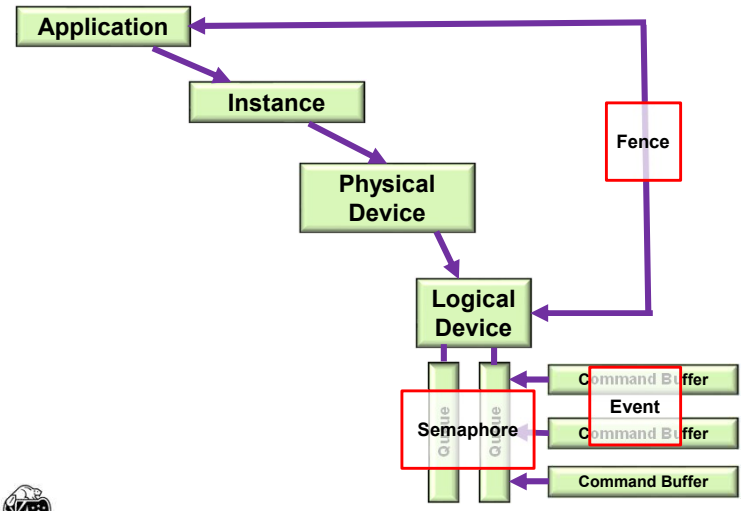

Oregon State University
Computer Graphics

mjb – February 26, 2023

3

Semaphores

4

- Indicates that a batch of commends has been processed from a queue. Basically announces “I am finished!”.
- You create one and give it to a Vulkan function which sets it. Later on, you tell another Vulkan function to wait for this semaphore to be signaled.
- You don’t end up setting, resetting, or checking the semaphore yourself.
- Semaphores must be initialized (“created”) before they can be used.

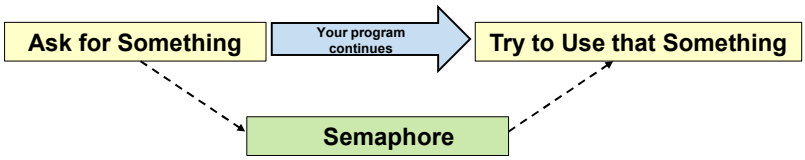

Oregon State University
Computer Graphics

mjb – February 26, 2023

4

Creating a Semaphore

5

```
VkSemaphoreCreateInfo                vsci;
        vsci.sType = VK_STRUCTURE_TYPE_SEMAPHORE_CREATE_INFO;
        vsci.pNext = nullptr;
        vsci.flags = 0;;

VkSemaphore          semaphore;
result = vkCreateSemaphore( LogicalDevice, IN &vsci, PALLOCATOR, OUT &semaphore );
```

This doesn't actually do anything with the semaphore – it just sets it up

Oregon State University
Computer Graphics

mjb – February 26, 2023

5

Semaphores Example during the Render Loop

6

```
VkSemaphore imageReadySemaphore;

VkSemaphoreCreateInfo                vsci;
        vsci.sType = VK_STRUCTURE_TYPE_SEMAPHORE_CREATE_INFO;
        vsci.pNext = nullptr;
        vsci.flags = 0;

result = vkCreateSemaphore( LogicalDevice, IN &vsci, PALLOCATOR, OUT &imageReadySemaphore );

uint32_t nextImageIndex;
vkAcquireNextImageKHR( LogicalDevice, IN SwapChain, IN UINT64_MAX,
                       IN imageReadySemaphore, IN VK_NULL_HANDLE, OUT &nextImageIndex );
```

Set the semaphore

```
    . . .

VkPipelineStageFlags waitAtBottomOfPipe = VK_PIPELINE_STAGE_BOTTOM_OF_PIPE_BIT;
VkSubmitInfo                vsi;
        vsi.sType = VK_STRUCTURE_TYPE_SUBMIT_INFO;
        vsi.pNext = nullptr;
        vsi.waitSemaphoreCount = 1;
        vsi.pWaitSemaphores = &imageReadySemaphore;
        vsi.pWaitDstStageMask = &waitAtBottomOfPipe;
        vsi.commandBufferCount = 1;
        vsi.pCommandBuffers = &CommandBuffers[nextImageIndex];
        vsi.signalSemaphoreCount = 0;
        vsi.pSignalSemaphores = (VkSemaphore) nullptr;

result = vkQueueSubmit( presentQueue, 1, IN &vsi, IN renderFence );
```

Wait on the semaphore

You do this to wait for an image to be ready to be rendered into

mjb – February 26, 2023

6

Fences

7

- Used to synchronize CPU-GPU tasks.
- Used when the host needs to wait for the device to complete something big.
- Announces that queue-submitted work is finished.
- You can un-signal, signal, test or block-while-waiting.

Oregon State University
Computer Graphics

mjb – February 26, 2023

7

Fences

8

```
#define VK_FENCE_CREATE_UNSIGNALED_BIT        0

VkFenceCreateInfo                    vfci;
        vfci.sType = VK_STRUCTURE_TYPE_FENCE_CREATE_INFO;
        vfci.pNext = nullptr;
        vfci.flags = VK_FENCE_CREATE_UNSIGNALED_BIT;          // = 0
                // VK_FENCE_CREATE_SIGNALED_BIT is only other option

VkFence            fence;
result = vkCreateFence( LogicalDevice, IN &vfci, PALLOCATOR, OUT &fence );

        , , ,

// returns to the host right away:
result = vkGetFenceStatus( LogicalDevice, IN fence );
                // result = VK_SUCCESS means it has signaled
                // result = VK_NOT_READY means it has not signaled


// blocks the host from executing:
result = vkWaitForFences( LogicalDevice, 1, IN &fence, waitForAll, timeout );
                // waitForAll = VK_TRUE:   wait for all fences in the list
                // waitForAll = VK_FALSE: wait for any one fence in the list
                // timeout is a uint64_t timeout in nanoseconds  (could be 0, which means to return immediately)
                // timeout can be up to UINT64_MAX  = 0xffffffffffffffff (= 580+ years)
                // result = VK_SUCCESS means it returned because a fence  (or all fences) signaled
                // result = VK_TIMEOUT means it returned because the timeout was exceeded
```

Set the fence

Wait on the fence(s)

Oregon State University
Computer Graphics

mjb – February 26, 2023

8

Fence Example

9

```
VkFence                     renderFence;
vkCreateFence( LogicalDevice, &vfci, PALLOCATOR, OUT &renderFence );

VkPipelineStageFlags waitAtBottom = VK_PIPELINE_STAGE_BOTTOM_OF_PIPE_BIT;

VkQueue presentQueue;
vkGetDeviceQueue( LogicalDevice, FindQueueFamilyThatDoesGraphics( ), 0, OUT &presentQueue );

VkSubmitInfo                vsi;
        vsi.sType = VK_STRUCTURE_TYPE_SUBMIT_INFO;
        vsi.pNext = nullptr;
        vsi.waitSemaphoreCount = 1;
        vsi.pWaitSemaphores = &imageReadySemaphore;
        vsi.pWaitDstStageMask = &waitAtBottom;
        vsi.commandBufferCount = 1;
        vsi.pCommandBuffers = &CommandBuffers[nextImageIndex];
        vsi.signalSemaphoreCount = 0;
        vsi.pSignalSemaphores = (VkSemaphore) nullptr;

result = vkQueueSubmit( presentQueue, 1, IN &vsi, IN renderFence );

    . . .

result = vkWaitForFences( LogicalDevice, 1, IN &renderFence, VK_TRUE, UINT64_MAX );

    . . .

result = vkQueuePresentKHR( presentQueue, IN &vpi );          // don't present the image until done rendering
```

Oregon State University
Computer Graphics

mjb – February 26, 2023

9

Events

10

- Events provide even finer-grained synchronization.
- Events are a primitive that can be signaled by the host or the device.
- Can even signal at one place in the pipeline and wait for it at another place in the pipeline.
- Signaling in the pipeline means "signal me as the last piece of this draw command passes that point in the pipeline".
- You can signal, un-signal, or test from a vk function or from a vkCmd function.
- Can wait from a vkCmd function.

Oregon State University
Computer Graphics

mjb – February 26, 2023

10

Controlling Events from the Host

11

```
VkEventCreateInfo                    veci;
        veci.sType = VK_STRUCTURE_TYPE_EVENT_CREATE_INFO;
        veci.pNext = nullptr;
        veci.flags = 0;

VkEvent            event;
result = vkCreateEvent( LogicalDevice, IN &veci, PALLOCATOR, OUT &event );

result = vkSetEvent( LogicalDevice, IN event );

result = vkResetEvent( LogicalDevice, IN event );

result = vkGetEventStatus( LogicalDevice, IN event );
                // result = VK_EVENT_SET: signaled
                // result = VK_EVENT_RESET: not signaled
```

Note: the host cannot *block* waiting for an event, but it can test for it

Oregon State University
Computer Graphics

mjb – February 26, 2023

11

Controlling Events from the Device

12

```
result = vkCmdSetEvent(     CommandBuffer, IN event, pipelineStageBits );

result = vkCmdResetEvent( CommandBuffer, IN event, pipelineStageBits );

result = vkCmdWaitEvents( CommandBuffer, 1, &event,

            srcPipelineStageBits, dstPipelineStageBits,

                memoryBarrierCount, pMemoryBarriers,
                bufferMemoryBarrierCount, pBufferMemoryBarriers,
                imageMemoryBarrierCount, pImageMemoryBarriers
            );
```

Could be an array of events

Where signaled, where wait for the signal

Memory barriers get executed after events have been signaled

Note: the device cannot *test* for an event, but it can block

Oregon State University
Computer Graphics

mjb – February 26, 2023

12