

CS 261: Data Structures

Linked Lists

List Stack

Dynamic Array -- Problems

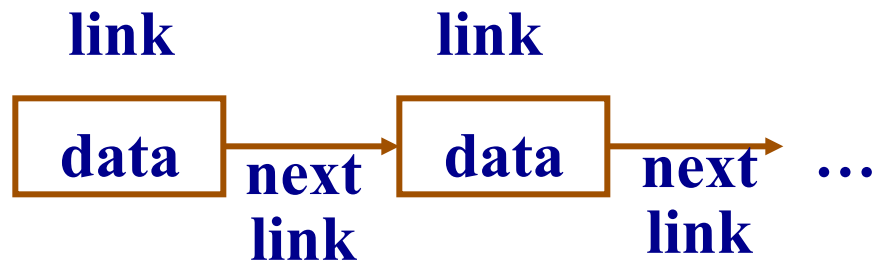
- Data kept in a single large block of memory
- Often more memory used than necessary
 - especially when repeatedly growing and shrinking the dynamic array

Linked List

- A good alternative
- The memory use is always proportional to the number of elements in the collection

Characteristics of Linked Lists

- Elements are held in objects called **Links**
- Links are 1-to-1 with data elements, allocated and released as necessary



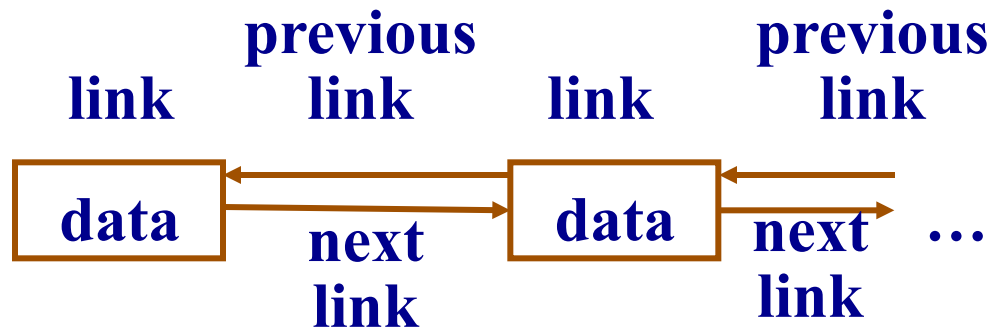
Single and Double Linked Lists

Each link points to

only next link → single linked list

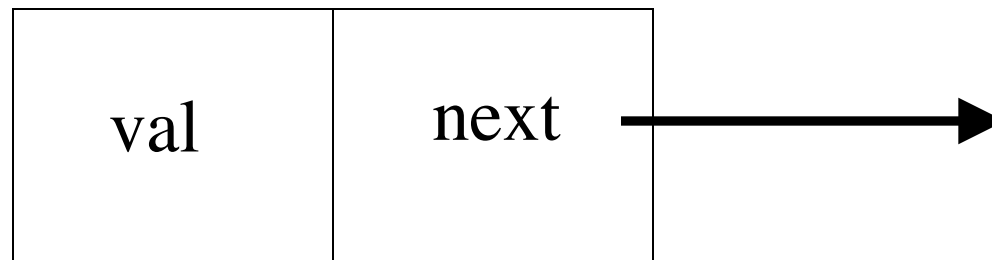
next and previous links → double linked list

in the sequence



Link Structure

```
struct Link {  
    TYPE value;  
    struct Link *next;  
};
```



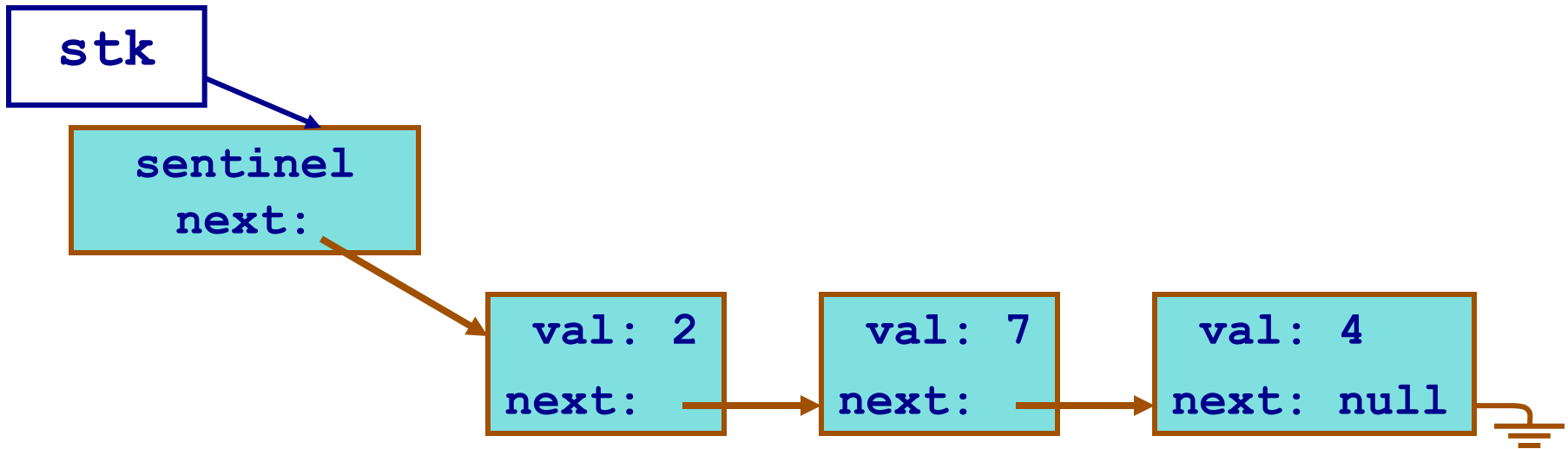
Elements of Linked Lists

- **Sentinel** -- special link for start or end
- Points to
 - first **or** last link only (single linked list)
 - first **and** last link (double linked list)

List Stack

- Sentinel points to the first element
- Sentinel points to NULL if stack empty
- Add or remove elements only from front
- Allow only singly linked list
- Can access only first element

List Stack



Implementation of List Stack

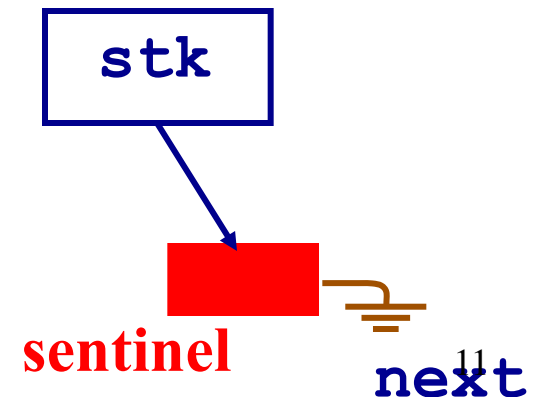
```
struct Link {  
    TYPE value;  
    struct Link * next;  
};
```

```
struct ListStack {  
    struct Link * sentinel;  
};
```

How to initialize List Stack?

InitStack

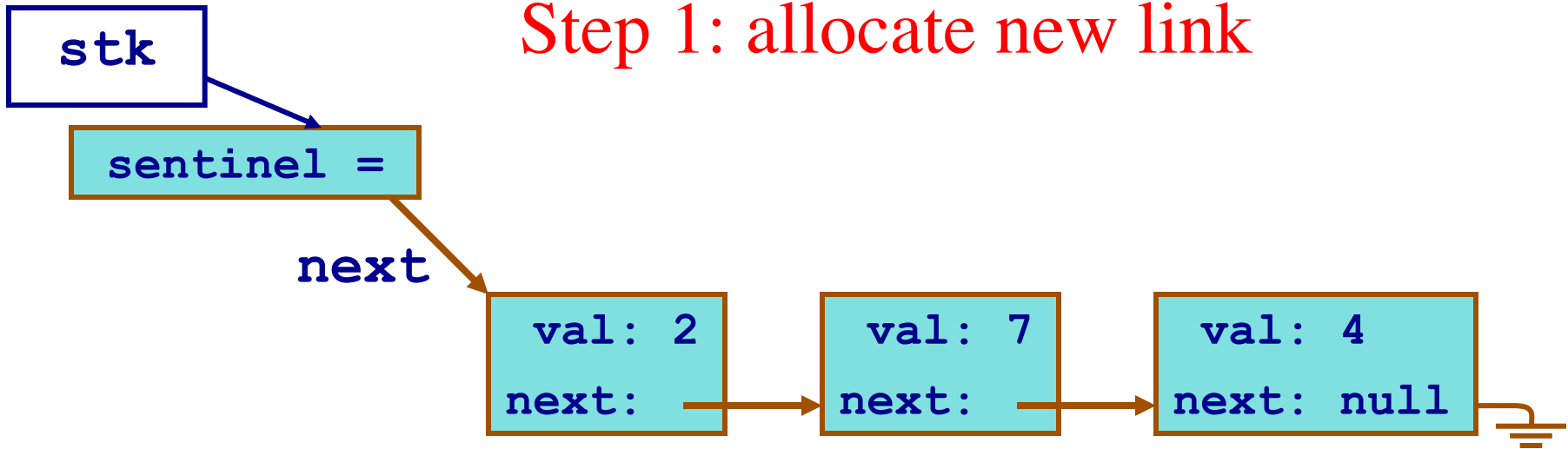
```
void InitStack(struct ListStack * stk) {  
    /*initialize the sentinel*/  
    struct Link *sentinel =  
        (struct Link *)malloc(sizeof(struct Link));  
  
    assert(sentinel != 0);  
  
    /*linked list is empty*/  
    sentinel->next = NULL;  
    stk->sentinel = sentinel;  
}
```



Push List Stack: 3 Steps

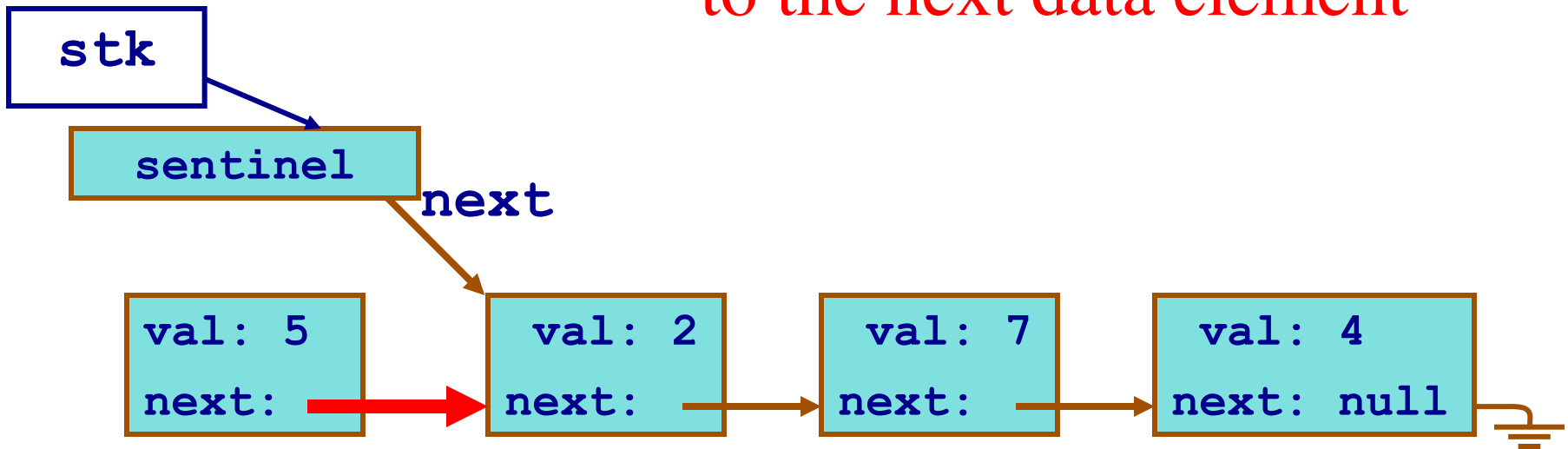
```
val: 5  
next: null
```

Step 1: allocate new link



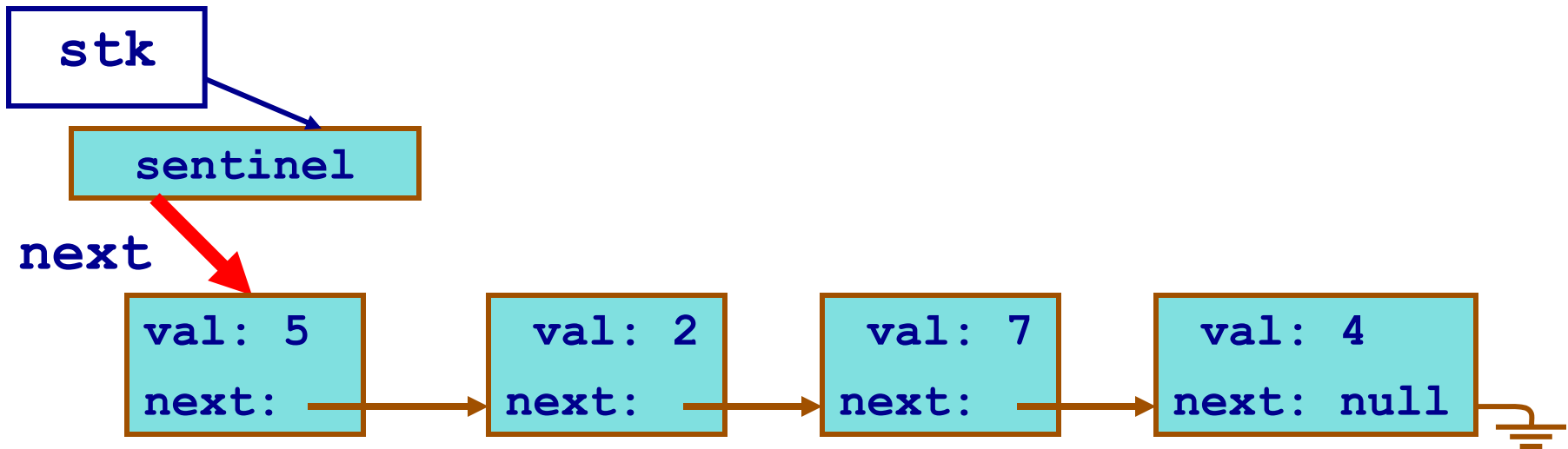
Push List Stack: 3 Steps

Step 2: link the new element to the next data element



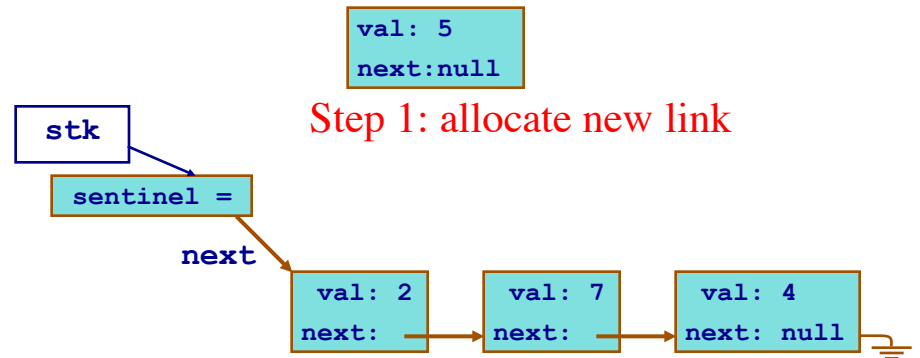
Push List Stack: 3 Steps

Step 3: add the new element to the top



Push List Stack: 3 Steps

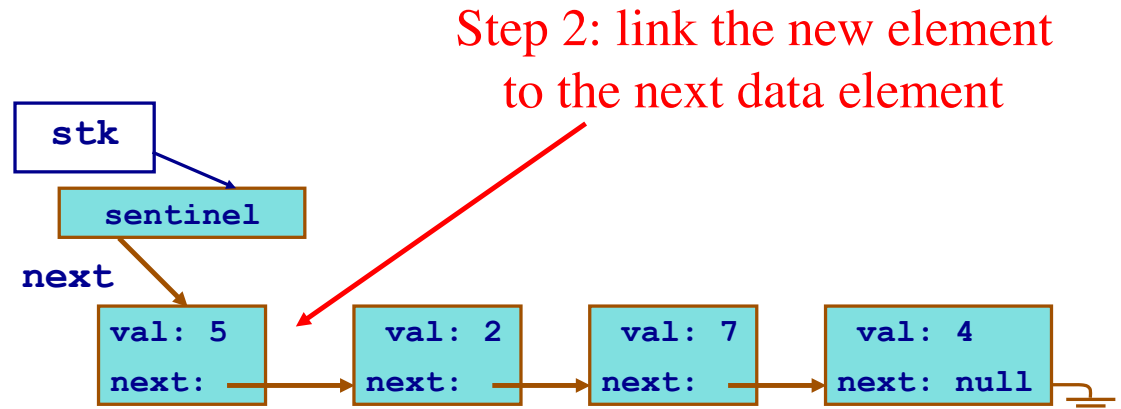
```
void pushStack (struct listStack *stk, TYPE val){  
    struct Link * new =  
        (struct Link *) malloc(sizeof(struct Link));  
    assert (new != 0);  
    new->value = val;  
}
```



Push List Stack: 3 Steps

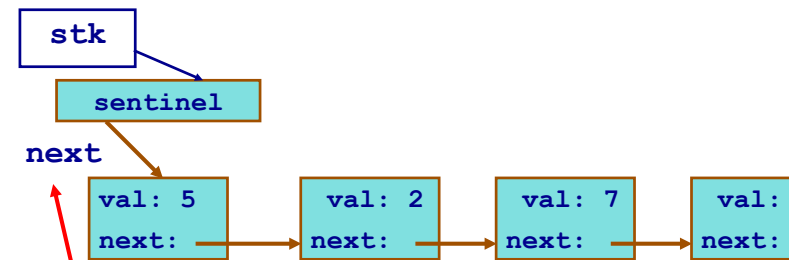
```
void pushStack (struct listStack *stk, TYPE val){  
    struct Link * new =  
        (struct Link *) malloc(sizeof(struct Link));  
    assert (new != 0);  
    new->value = val;  
    new->next =  stk->sentinel->next;
```

```
}
```



Push List Stack: 3 Steps

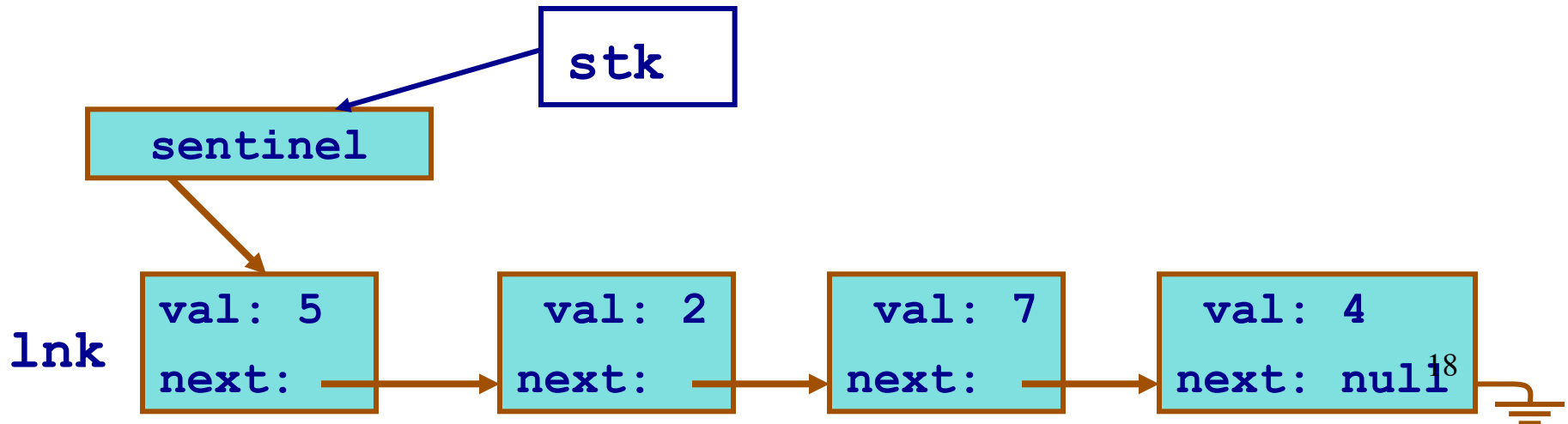
```
void pushStack (struct listStack *stk, TYPE val){  
    struct Link * new =  
        (struct Link *) malloc(sizeof(struct Link));  
    assert (new != 0);  
    new->value = val;  
    new->next =  stk->sentinel->next;  
    stk->sentinel->next = new;  
}
```



Step 3: add the new element to the top

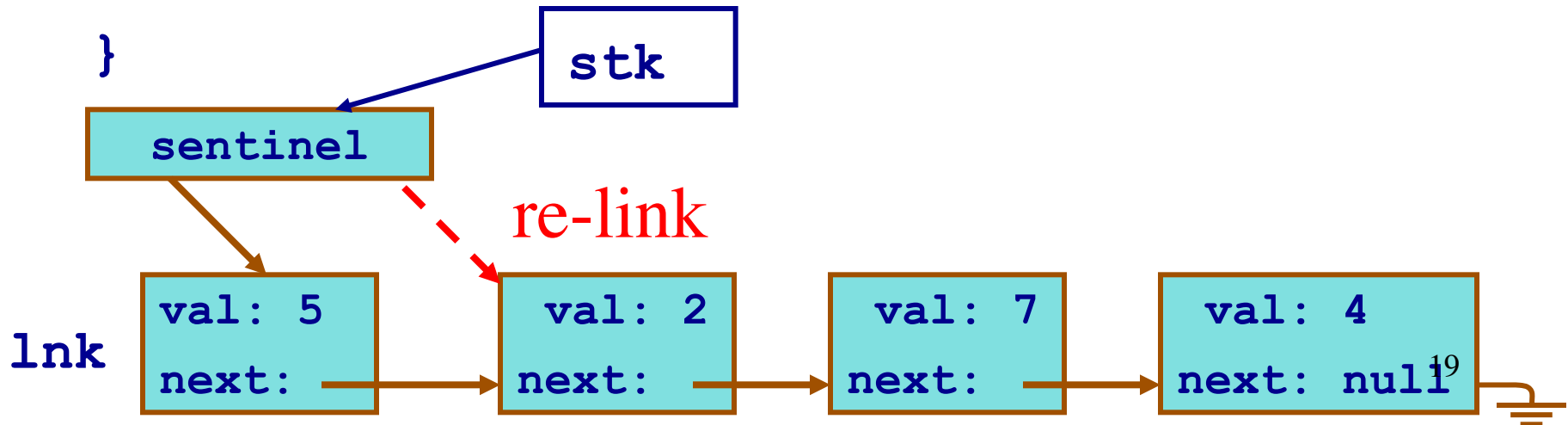
PopStack

```
/*move the top to the next element*/  
void PopStack (struct ListStack *stk) {  
    struct Link * lnk = stk->sentinel->next;  
    if(lnk!=NULL) { /*the top element exists*/  
  
  
    }  
}
```



PopStack

```
/*move the top to the next element*/  
void PopStack (struct ListStack *stk) {  
    struct Link * lnk = stk->sentinel->next;  
    if(lnk!=NULL) { /*the top element exists*/  
        stk->sentinel->next = lnk->next;  
        free(lnk) ;  
    }  
}
```



topStack, isEmpty...

- Should be done on your own
- Worksheet 17

List Stack vs. Dyn. Array Stack

	List	Dyn. Array
pushStack	$O(1)$	$O(1)$
popStack	$O(1)$	$O(1)$
topStack	$O(1)$	$O(1)$

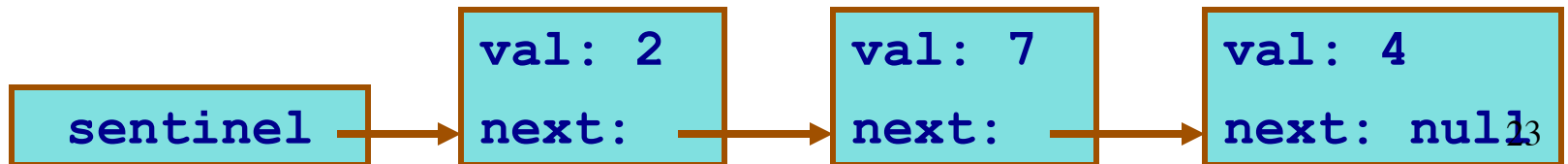
List Bag

- Init, Add operations are similar to List Stack
- Contains and Remove operations are tricky
- How to patch up links after removing an element?

Remove

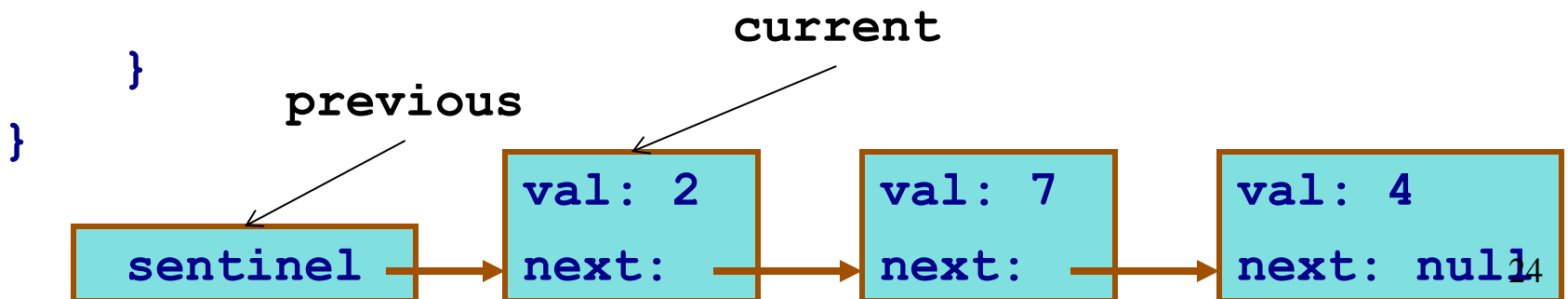
```
void removeListBag(struct ListBag *b, TYPE val) {
```

```
}
```



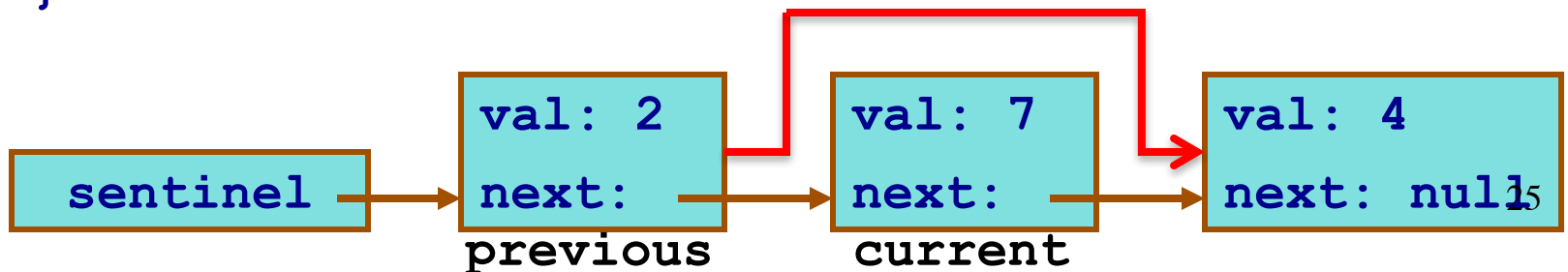
Remove

```
void removeListBag(struct ListBag *b, TYPE val) {  
    struct Link *previous = b->sentinel;  
    struct Link *current = b->sentinel->next;  
    while (current != NULL) {  
        }  
    }  
}
```



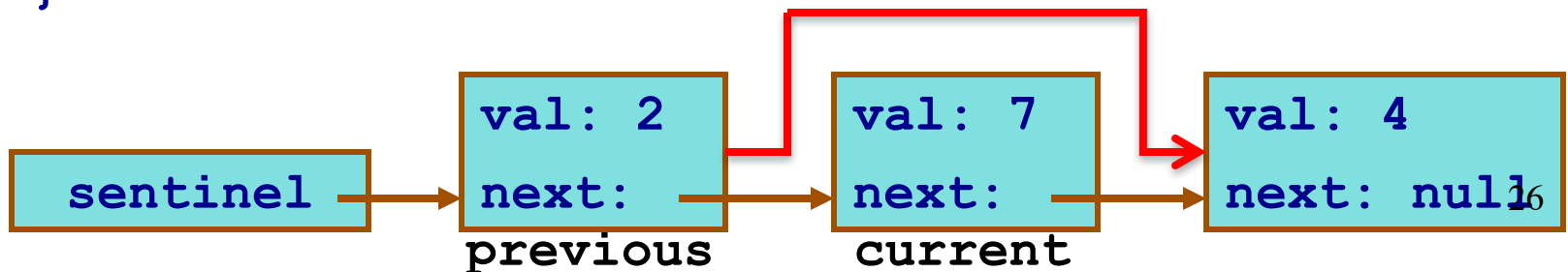
Remove

```
void removeListBag(struct ListBag *b, TYPE val) {  
    struct Link *previous = b->sentinel;  
    struct Link *current = b->sentinel->next;  
    while (current != NULL) {  
        if (EQ(current->value, val)) {  
            previous->next = current->next;  
        }  
    }  
}
```



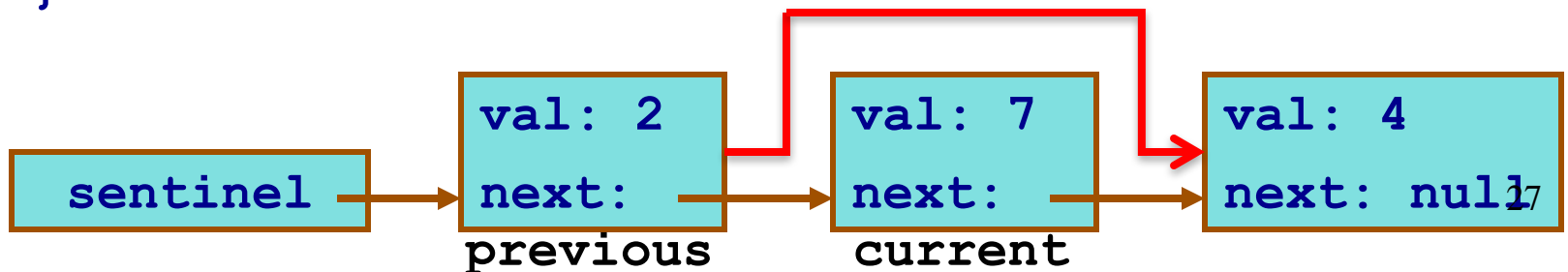
Remove – First Occurrence

```
void removeListBag(struct ListBag *b, TYPE val) {
    struct Link *previous = b->sentinel;
    struct Link *current = b->sentinel->next;
    while (current != NULL) {
        if (EQ(current->value, val)) {
            previous->next = current->next;
            free(current);
            return; /*removes only the first occurrence*/
        }
        previous = current;
        current = current->next;
    }
}
```



Remove -- All Occurrences

```
void removeListBag(struct ListBag *b, TYPE val) {  
    struct Link *previous = b->sentinel;  
    struct Link *current = b->sentinel->next;  
    while (current != NULL) {  
        if (EQ(current->value, val)) {  
            previous->next = current->next;  
            free(current);  
            current = previous;  
        }  
        previous = current;  
        current = current->next;  
    }  
}
```



When you find it

- When you find the element to be deleted, what does previous point to?
- What if the element to be deleted is at the front of the list? Does this matter?