

More TinkerCad Stuff – Advice on 3D Printing

Don't make the part too big – it will take a long time to 3D print. You and your teacher will like it if you can fit several models in the same run.

Try to orient the part so the smallest dimension faces up.

Don't design the part with long, thin, jagged edges. They will snap right off.


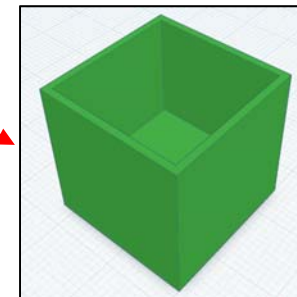
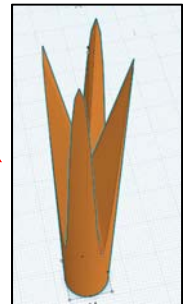

Don't make walls too thin – they will break.

Watch Oregon State University 3D Printers in action!

<http://webcam.oregonstate.edu/3dprinter>

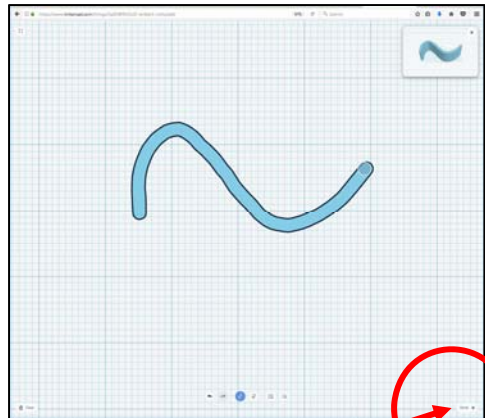
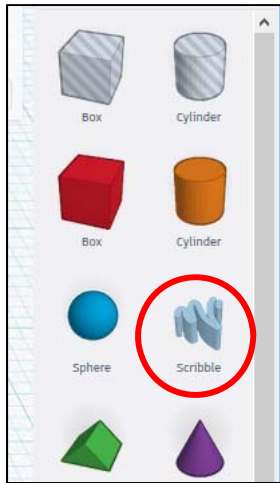
One of my favorite web sites:

<https://www.cnet.com/pictures/3d-printing-gone-wrong-pictures/>

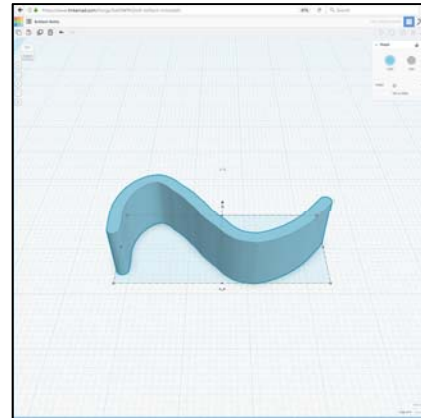


Scribble:

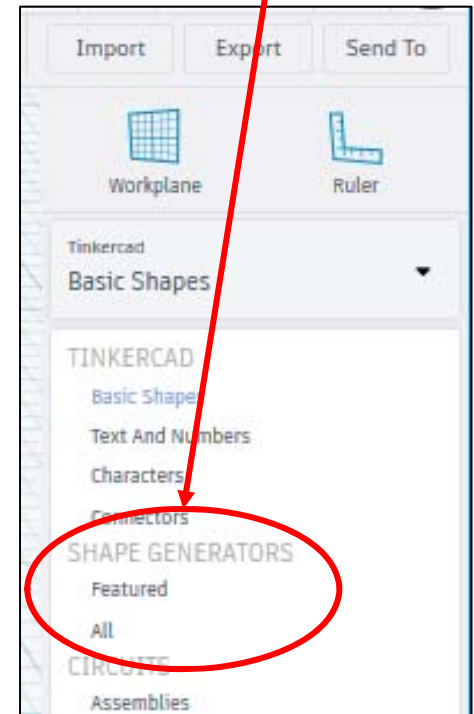
More TinkerCad Stuff



Done button



Shape Generators



Export:

