

Display Lists



Oregon State
University

Mike Bailey

mjb@cs.oregonstate.edu



This work is licensed under a [Creative Commons Attribution-NonCommercial-NoDerivatives 4.0 International License](https://creativecommons.org/licenses/by-nc-nd/4.0/)



Oregon State
University

Computer Graphics

DisplayLists.pptx

mjb - August 22, 2022


Drawing a Sphere – Notice a lot of time-consuming Trig Function Calls!

```

void
OsuSphere( float radius, int slices, int stacks )
{
    struct point top, bot;    // top, bottom points
    struct point *p;
    NumLngs = slices;
    NumLats = stacks;

    Pts = new struct point[ NumLngs * NumLats ];
    for( int ilat = 0; ilat < NumLats; ilat++ )
    {
        float lat = -M_PI/2. + M_PI * (float)ilat / (float)(NumLats-1);
        float xz = cos( lat );
        float y = sin( lat );
        for( int ilng = 0; ilng < NumLngs; ilng++ )
        {
            float lng = -M_PI/2. + 2. * M_PI * (float)ilng / (float)(NumLngs-1);
            float x = xz * cos( lng );
            float z = -xz * sin( lng );
            p = PtsPointer( ilat, ilng );
            p->x = radius * x;
            p->y = radius * y;
            p->z = radius * z;
            p->nx = x;
            p->ny = y;
            p->nz = z;
            p->s = ( lng + M_PI ) / ( 2.*M_PI );
            p->t = ( lat + M_PI/2. ) / M_PI;
        }
    }
}

```



Even worse, the trig calls
are inside single or
double-nested for-loops!



Oregon State
University
Computer Graphics

mjb - August 22, 2022

```

top.x = 0.;   top.y = radius;   top.z = 0.;
top.nx = 0.;  top.ny = 1.;      top.nz = 0.;
top.s = 0.;   top.t = 1.;
bot.x = 0.;   bot.y = -radius;   bot.z = 0.;
bot.nx = 0.;  bot.ny = -1.;      bot.nz = 0.;
bot.s = 0.;   bot.t = 0.;

glBegin( GL_QUADS );
for( int ilng = 0; ilng < NumLngs-1; ilng++ )
{
    p = PtsPointer( NumLats-1, ilng );
    DrawPoint( p );
    p = PtsPointer( NumLats-2, ilng );
    DrawPoint( p );
    p = PtsPointer( NumLats-2, ilng+1 );
    DrawPoint( p );
    p = PtsPointer( NumLats-1, ilng+1 );
    DrawPoint( p );
}
glEnd();

glBegin( GL_QUADS );
for( int ilng = 0; ilng < NumLngs-1; ilng++ )
{
    p = PtsPointer( 0, ilng );
    DrawPoint( p );
    p = PtsPointer( 0, ilng+1 );
    DrawPoint( p );
    p = PtsPointer( 1, ilng+1 );
    DrawPoint( p );
    p = PtsPointer( 1, ilng );
    DrawPoint( p );
}
glEnd();

```

```

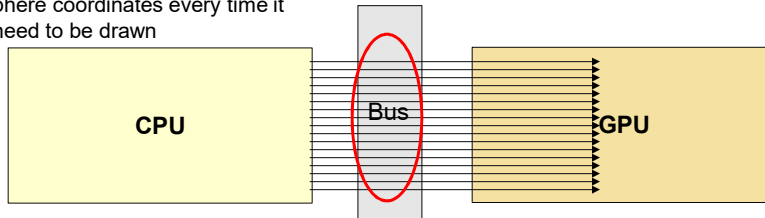
glBegin( GL_QUADS );
for( int ilat = 2; ilat < NumLats-1; ilat++ )
{
    for( int ilng = 0; ilng < NumLngs-1; ilng++ )
    {
        p = PtsPointer( ilat-1, ilng );
        DrawPoint( p );
        p = PtsPointer( ilat-1, ilng+1 );
        DrawPoint( p );
        p = PtsPointer( ilat, ilng+1 );
        DrawPoint( p );
        p = PtsPointer( ilat, ilng );
        DrawPoint( p );
    }
}
glEnd();

```

You don't want to execute all that code every time you want to redraw the scene, so draw it once, store the numbers in GPU memory, and call them back up later

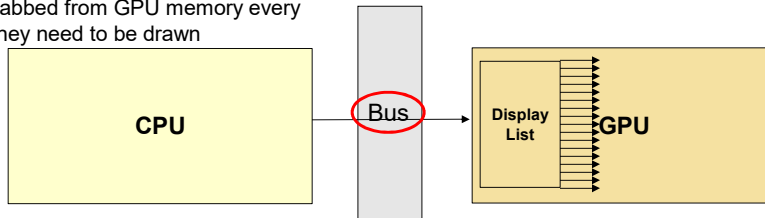
Without a Display List:

The CPU re-computes and transmits the sphere coordinates every time it they need to be drawn



With a Display List:

The CPU computes and transmits the sphere coordinates *once* and then they are grabbed from GPU memory every time they need to be drawn



You don't want to execute all that code every time you want to redraw the scene, so draw it once, store the numbers in GPU memory, and call them back up later

The solution is to incur the sphere-creation overhead *once*, and whenever the sphere needs to be re-drawn, just draw the saved numbers, not the equations. This is a **Display List**.

1. How many unique, unused, consecutive DL identifiers to give back to you

2. The ID of the first DL in the unique, unused list

Creating the Display List in *InitLists()*:

// a global GLuint variable:

SphereList = glGenLists(1);

glNewList(SphereList, GL_COMPILE);

OsuSphere(5., 30, 30);

glEndList();

Calling up the Display List in *Display()*:

glCallList(SphereList);

3. Open up a display list in (GPU) memory

4. The coordinates, etc. end up in memory instead of being sent to the display

5. All done with storing the numbers in the DL

6. Pull all the coordinates, etc. from memory, just as if the code to generate them had been executed here



A Common Display List Misconception

7

Let's say that we are creating a rectangle in a Display List, like this:

```
float L, W;      // length and width global variables
int  RectList;  // rectangle display list
```

```
L = 10.; W = 5.;
glNewList( RectList, GL_COMPILE );
    << draw a rectangle using L and W >>
glEndList( );
```

Then, when we go to use the DL, we do this:

```
L = 4.; W = 2.;
glCallList( RectList );
```

What size rectangle will it draw? 10x5? 4x2?

It will draw a 10x5 rectangle. Display Lists bake in the **numbers**. They retain no knowledge of what **variables** were used to create those numbers!