Hyperbolic Geometry for Visualization

Oregon State University
Mike Bailey
mjb@cs.oregonstate.edu



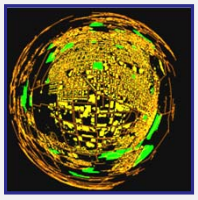



Zooming and Panning Around a Complex 2D Display

- Standard (Euclidean) geometry zooming forces much of the information off the screen
- This eliminates the context from the zoomed-in display
- This problem can be solved with *hyperbolic methods* if we are willing to give up Euclidean geometry



Usual Zooming in Euclidean Space

123,101 line strips
446,585 points

Oregon State University
Computer Graphics

Zooming in Polar Hyperbolic Space



Oregon State University
Computer Graphics

Polar Hyperbolic Equations

Overall theme: something divided by something else a little bigger

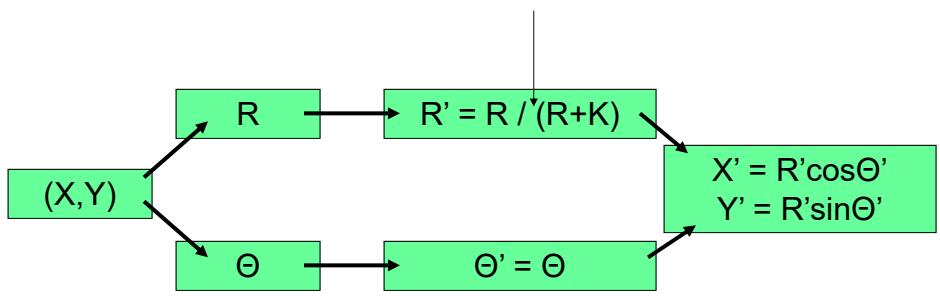

Because $R' = \dfrac{R}{R+K}$ **then:** $\lim_{K \to 0} R' = 1$ $\lim_{K \to \infty} R' = 0$

Oregon State University
Computer Graphics

Polar Hyperbolic Equations Don't Actually Need to use Trig

$$R = \sqrt{X^2 + Y^2}$$

$$\Theta = \tan^{-1}\left(\frac{Y}{X}\right)$$

$$R' = \frac{R}{R+K}$$

Coordinates moved to outer edge when K = 0

Coordinates moved to center when K = ∞

$$X' = R'\cos\Theta = \frac{R}{R+K} \times \frac{X}{R} = \frac{X}{R+K}$$

$$Y' = R'\sin\Theta = \frac{R}{R+K} \times \frac{Y}{R} = \frac{Y}{R+K}$$

Oregon State University
Computer Graphics

Cartesian Hyperbolic Equations – Treat X and Y Independently

Polar

$$X' = \frac{X}{R+K}$$

$$Y' = \frac{Y}{R+K}$$

Cartesian

$$X' = \frac{X}{\sqrt{X^2 + K^2}}$$

$$Y' = \frac{Y}{\sqrt{Y^2 + K^2}}$$

Coordinates moved to outer edge when K = 0

Coordinates moved to center when K = ∞

Oregon State University
Computer Graphics

Zooming in Cartesian Hyperbolic Space

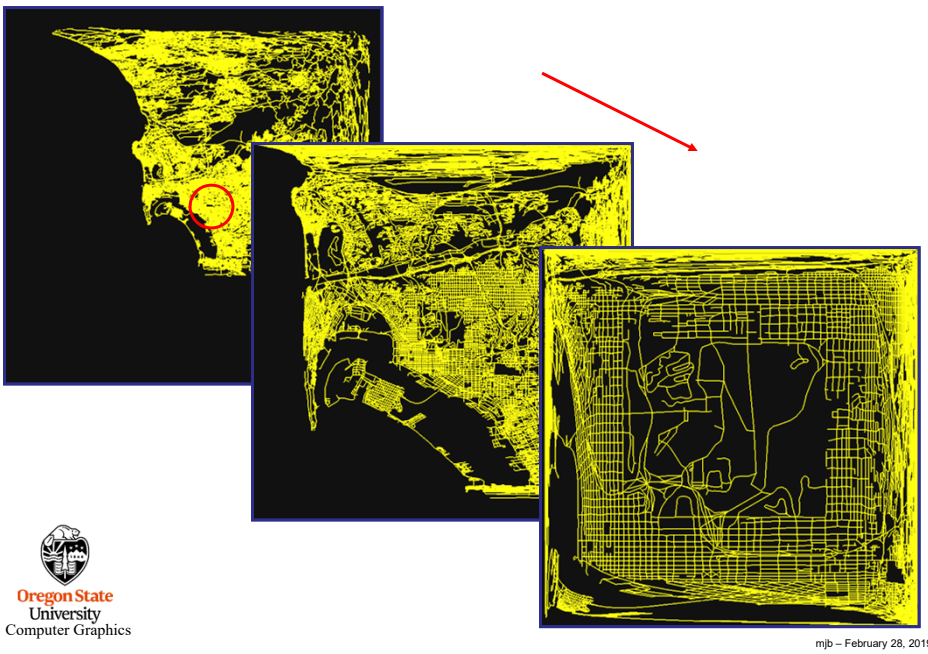

Oregon State University
Computer Graphics

The Problem with T-Intersections

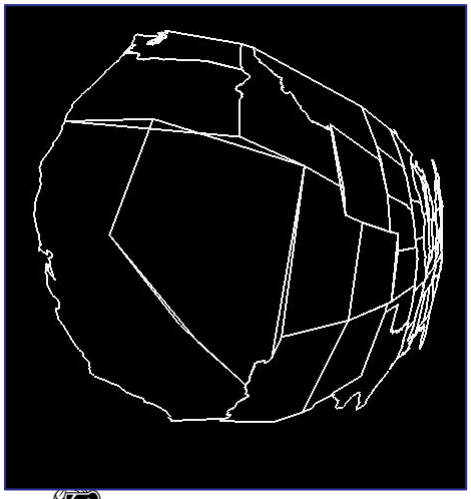

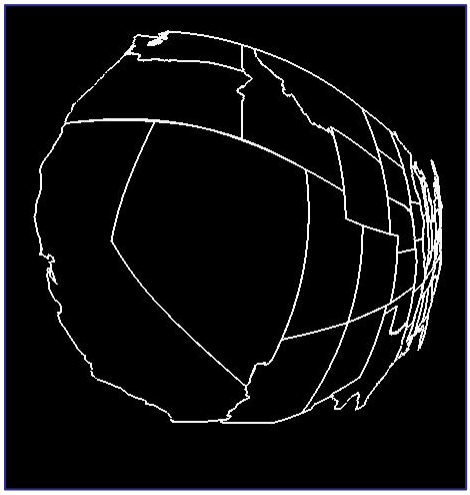

Oregon State University
Computer Graphics

The Problem with T-Intersections

Your code computes the hyperbolic transformation here and here, and OpenGL draws a straight line between them. But, this point had its hyperbolic transformation computed separately, and doesn't match up with the straight line.

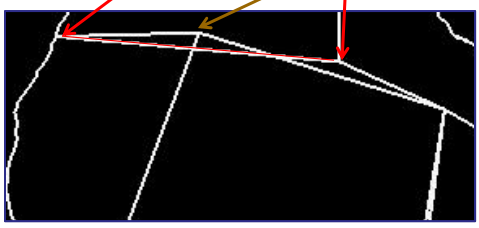

This kind of situation is called a T-intersection, and crops up all the time in computer graphics, even though we don't want it to. ☹

Oregon State University
Computer Graphics

A Solution to the T-Intersection Problem

Break this line up into several (many?) sub-pieces, and perform the Hyperbolic Transformation on each intermediate point.

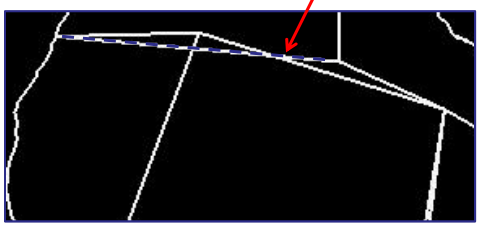

$$P(t) = (1-t)P_0 + tP_1$$

t = 0., .01, .02, .03, …

This makes that straight line into a curve, as it should be. But, how many line segments should we use?

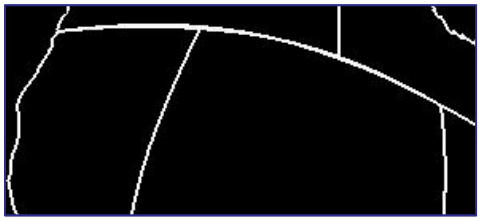

Oregon State University
Computer Graphics

A More Elegant Approach is to Recursively Subdivide

```
void
DrawHyperbolicLine( P0, P1 )
{
        Compute point A = (P0 + P1) / 2.
        Convert point A to Hyperbolic Coordinates, calling it A'

        Convert P0 and P1 to Hyperbolic Coordinates P0', P1'
        Compute point B' = (P0' + P1') / 2.
        Compare A' and B
        if( they are "close enough" )
        {
                Draw the line P0'-P1'
        }
        else
        {
                DrawHyperbolicLine( P0, A );
                DrawHyperbolicLine( A, P1 );
        }
}
```

Oregon State University
Computer Graphics

Subdividing to render a curve or surface correctly is a recurring theme in computer graphics.

Hyperbolic Corvallis (Streets, Buildings, Parks)



Kelley Engineering Center

Oregon St
Universit
Computer Gr

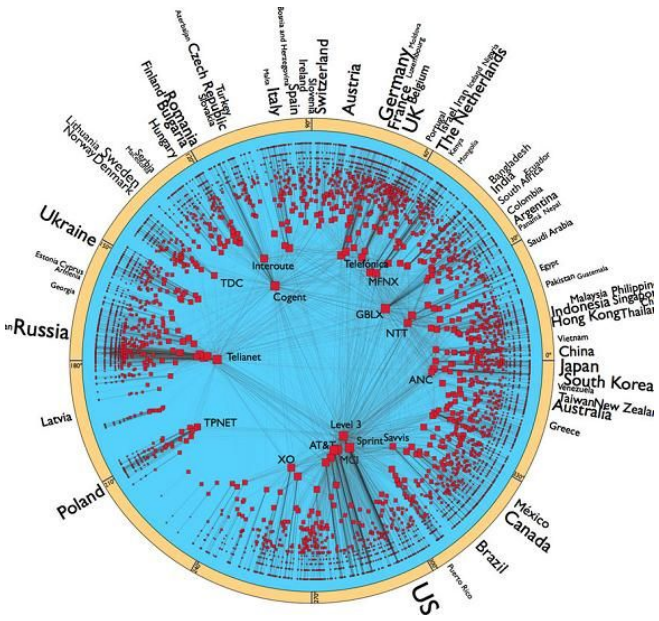

Oregon State
University
Computer Graphics

http://www.sott.net/articles/show/215021-Hyperbolic-map-of-the-internet-will-save-it-from-COLLAPSE