Directly Visualizing Volume Data

Oregon State University

Mike Bailey

mjb@cs.oregonstate.edu

Volume Data: A Definition

A *volume* is a 3D discretely sampled data set where the size of the voxels have been expanded to occupy the space to the neighboring voxels.

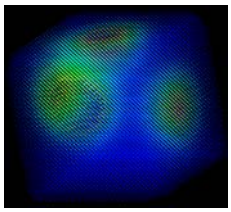

Why Do We Care About Volume Visualization?

- **Medical: CAT, MRI, 3D ultrasound**
- **Science and engineering: CFD, stress, thermal, molecular**
- **Volumes are normally very difficult to comprehend**

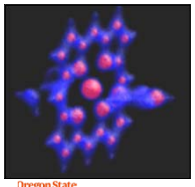

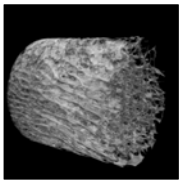

How can you get a volume dataset? (Ewww…)

Montreal Neurological Institute at McGill University

Researchers used a tool called a microtome to cut a brain into slices 20 micrometers thick.

Understanding Volume Data Usually Involves a Compromise

Point Clouds ➡	All values everywhere, hard to see very much, distracting artifacts
Interpolated-colors cutting planes ➡	All values in a single plane
Contours cutting plane ➡	Discrete values in a single plane
Isosurfaces ➡	A single value everywhere

Because of these compromises, these are all considered to be ***indirect*** ways to visualize volume data

Direct Volume Rendering

Composite the colors and alphas of the voxels

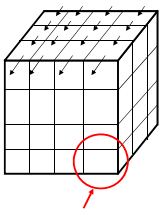

A *Volume Element*, or *voxel*

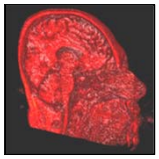



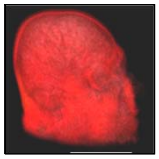

Transfer Function

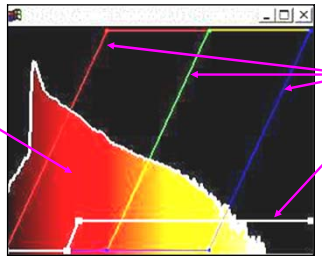

OSU *vx* Transfer Function Sculpting Window

Oregon State University Computer Graphics

Voxel Compositing

Recall this color blending equation from the OpenGL Transparency notes:

$$C' = \alpha C_{new} + (1. - \alpha) C_{old}$$

In "Voxel World", things work the same way:

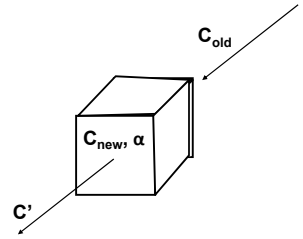

Oregon State University Computer Graphics

Voxel Compositing Example

TMIN = 0.
TMAX = 100.

The color transfer function is a **Black-Red-Yellow-White heated object scale**, mapping a scalar value of 0. to Black, and 100. to White.

The opacity transfer function is a linear ramp so that the opacity is 1. (opaque) when T = 100. and 0. (transparent) when T = 0.

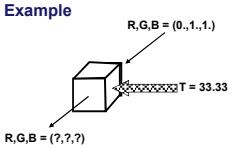

You are compositing back-to-front through the volume. At this moment, the running values of RGB are **(0., 1., 1.)** . The next voxel you encounter has a **T value of 33.33**

1. What is the color of *just this voxel*?
2. What is the opacity of *just this voxel*?
3. What will the new running RGB values be when you are done compositing this voxel with the old running RGB values?

Oregon State University Computer Graphics

What is the color of *just this voxel*?

What is the opacity of *just this voxel*?

What will the new running RGB values be when you are done compositing this voxel with the old running RGB values?

Oregon State University Computer Graphics

Cropping the Volume based on Data Value

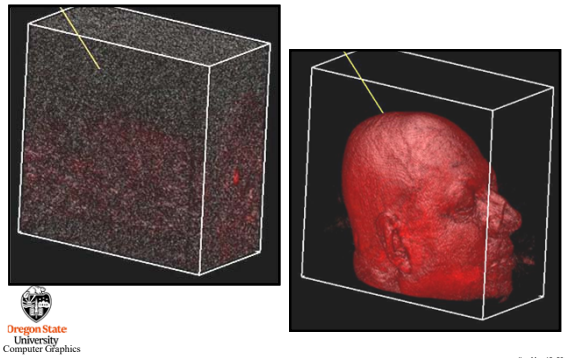

Oregon State University Computer Graphics

Cropping the Volume based on Spatial Location

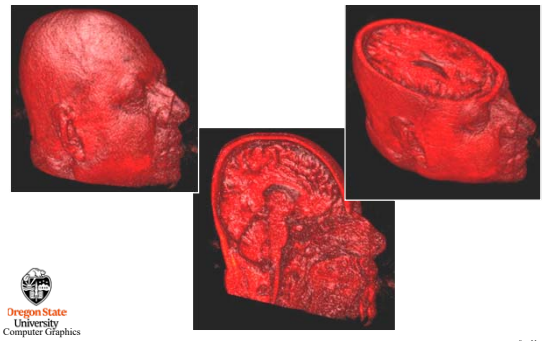

Oregon State University Computer Graphics

"Magic Lens" to Selectively Look Inside

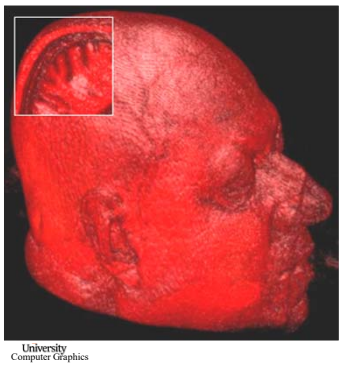

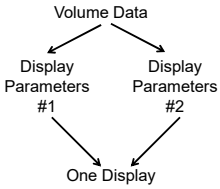

Lighting

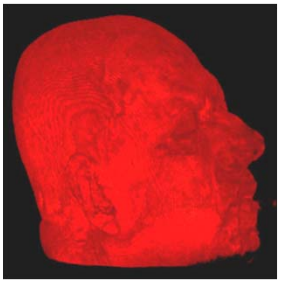

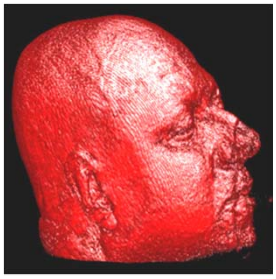

$$\vec{n} = \left(\frac{dS}{dx}, \frac{dS}{dy}, \frac{dS}{dz}\right) = \nabla S$$

Volume Rendering with Parallel Texture Planes

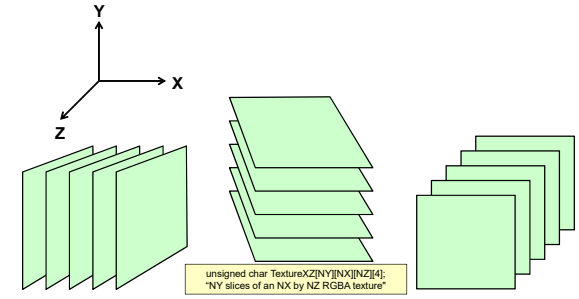

In a callback that is called whenever the opacity transfer function changes:

```
void
FillXY( void )
{
    float alpha;    // opacity at this voxel
    float r, g, b;  // running color composite

    for( int x = 0; x < NX; x++ )
    {
        for( int y = 0; y < NY; y++ )
        {
            r = g = b = 0.;
            for( int zz = 0; zz < NZ; zz++ )
            {
                // which direction to fill:
                int z;
                if( Zside == PLUS )
                    z = zz;
                else
                    z = ( NZ-1 ) - zz;

                if( ... this scalar value is not in the range you want to view ... )
                {
                    r = g = b = 0.;
                    alpha = 0.;
                }
                else
                {
                    r = Nodes[x][y][z].r;
                    g = Nodes[x][y][z].g;
                    b = Nodes[x][y][z].b;
                    alpha = MaxAlpha;
                }

                TextureXY[zz][y][x][0] = (unsigned char) ( 255.*r + .5 );
                TextureXY[zz][y][x][1] = (unsigned char) ( 255.*g + .5 );
                TextureXY[zz][y][x][2] = (unsigned char) ( 255.*b + .5 );
                TextureXY[zz][y][x][3] = (unsigned char) ( 255.*alpha + .5 );
            }
        }
    }
}
```

Zside is set from somewhere else

In Display( ), I:

```
glTexParameterf( GL_TEXTURE_2D, GL_TEXTURE_WRAP_S, GL_CLAMP );
glTexParameterf( GL_TEXTURE_2D, GL_TEXTURE_WRAP_T, GL_CLAMP );
glTexEnvf( GL_TEXTURE_ENV, GL_TEXTURE_ENV_MODE, GL_REPLACE );

int  filter = GL_NEAREST;
if( Bilinear )
    filter = GL_LINEAR;
else
    filter = GL_NEAREST;

glTexParameterf( GL_TEXTURE_2D, GL_TEXTURE_MAG_FILTER, filter );
glTexParameterf( GL_TEXTURE_2D, GL_TEXTURE_MIN_FILTER, filter );
glPixelStorei( GL_UNPACK_ALIGNMENT, 1 );
glEnable( GL_TEXTURE_2D );


glBlendFunc( GL_SRC_ALPHA, GL_ONE_MINUS_SRC_ALPHA );
glEnable( GL_BLEND );

DetermineVisibility( );

 float z0,  dz;
if( Major == Z )
{
    if( Zside == PLUS )
    {
        z0 = -1.;                       // back-to-front
        dz = 2. / (float)( NZ - 1 );
    }
    else
    {
        z0 = 1.;                        // front-to-back
        dz = -2. / (float)( NZ - 1 );
    }
```

Sets the global variables Major, Xside, Yside, and Zside

In Display( ), II:

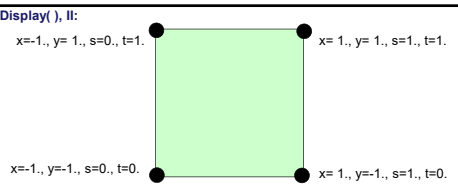


```
glBegin( GL_QUADS );
for( z = 0; z < NZ; z++, zcoord += dz )
{
        glTexImage2D( GL_TEXTURE_2D, 0, 4, NX, NY, 0, GL_RGBA, GL_UNSIGNED_BYTE, &TextureXY[z][0][0][0] );

        glTexCoord2f( 0.f, 0.f );
        glVertex3f( -1.f, -1.f, zcoord );

        glTexCoord2f( 1.f, 0.f );
        glVertex3f( 1.f, -1.f, zcoord );

        glTexCoord2f( 1.f, 1.f );
        glVertex3f( 1.f, 1.f, zcoord );

        glTexCoord2f( 0.f, 1.f );
        glVertex3f( -1.f, 1.f, zcoord );
    }
    glEnd( );

}           //  if( Major == Z )
```

Human Embryo

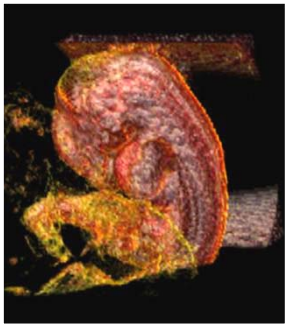

Oregon State University Computer Graphics

mjb – May 12, 2019

Geophysics

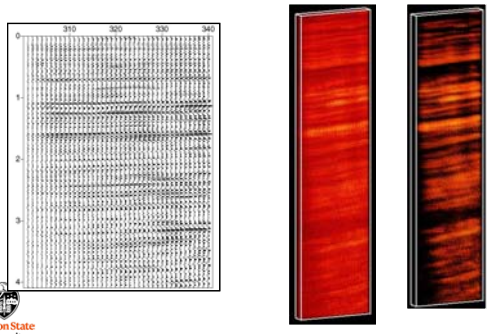

Oregon State University Computer Graphics

mjb – May 12, 2019

Volume Interaction: The Visible Human

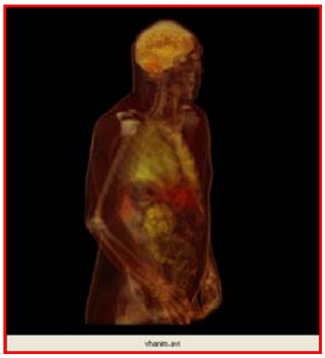

Oregon State University Computer Graphics

mjb – May 12, 2019

Interactive Volume Visualization for Computational Fluid Dynamics

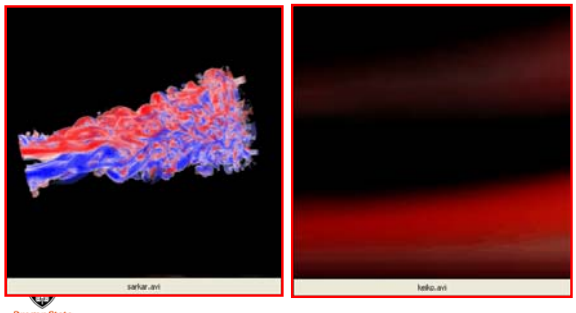

Oregon State University Computer Graphics

mjb – May 12, 2019

Volume Interaction in Cancer research

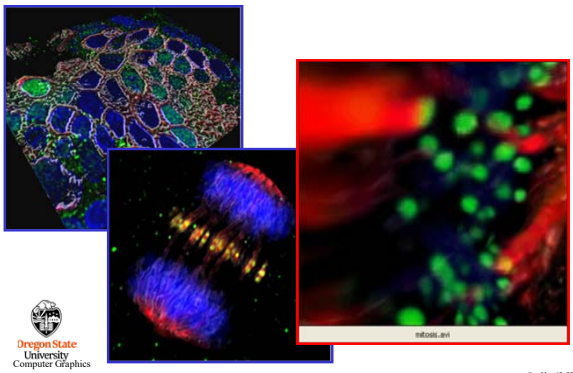

Oregon State University Computer Graphics

mjb – May 12, 2019

Molecular Science

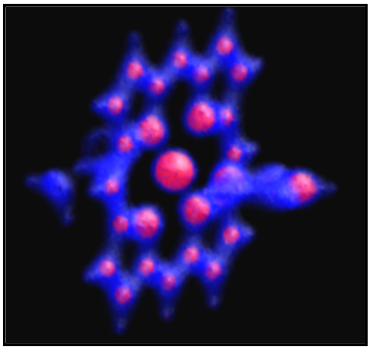

Oregon State University Computer Graphics

mjb – May 12, 2019

Solar Wind

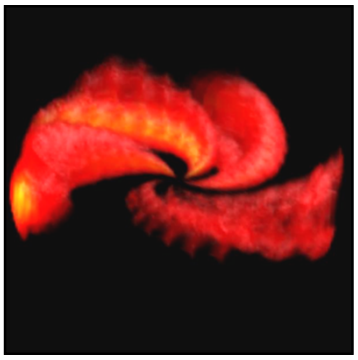

Oregon State University Computer Graphics

mjb – May 12, 2019

OSU Sheepbone

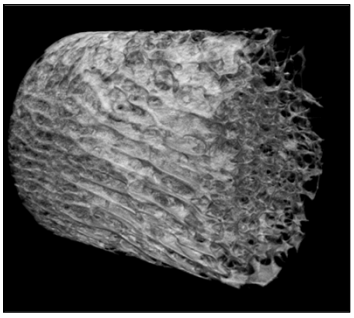

Oregon State University Computer Graphics

mjb – May 12, 2019

OSU Mouse Vertrebra

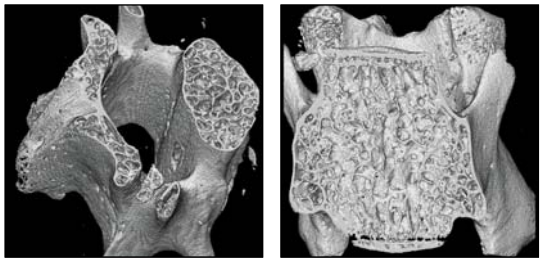

Oregon State University Computer Graphics

mjb – May 12, 2019

Professor Metoyer's Knee

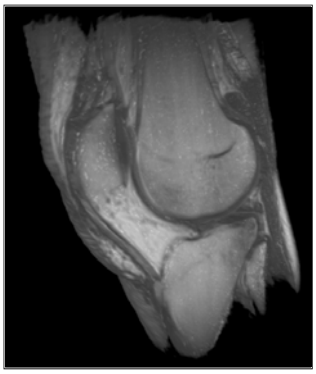

Oregon State University Computer Graphics

mjb – May 12, 2019

Foliage Density

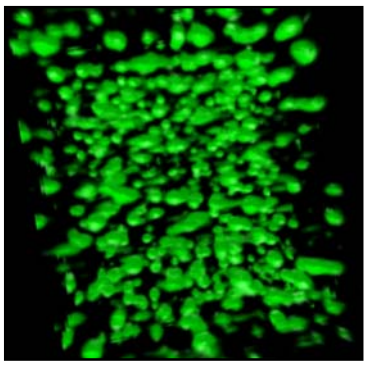

Oregon State University Computer Graphics

mjb – May 12, 2019

Isovolumes

To be manufactureable, there must be finite material between two isosurfaces

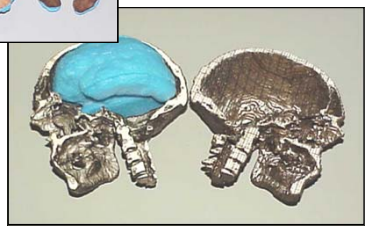

Oregon State University Computer Graphics

mjb – May 12, 2019


Isovolumes
Oregon State
University
Computer Graphics
mjb – May 12, 2019

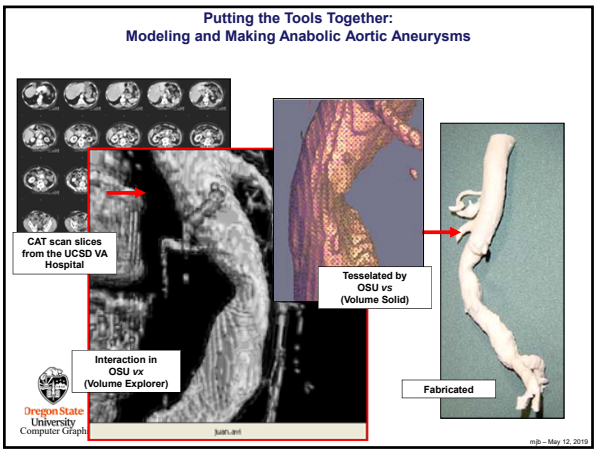
Putting the Tools Together:
Modeling and Making Anabolic Aortic Aneurysms
CAT scan slices from the UCSD VA Hospital
Interaction in OSU vx (Volume Explorer)
Tesselated by OSU vs (Volume Solid)
Fabricated
Oregon State
University
Computer Graph
mjb – May 12, 2019