

1

Stripes, Rings, and Dots!



Oregon State University
Mike Bailey
mjb@cs.oregonstate.edu



This work is licensed under a [Creative Commons Attribution-NonCommercial-NoDerivatives 4.0 International License](https://creativecommons.org/licenses/by-nc-nd/4.0/)



Oregon State University
Computer Graphics

stripesringsanddots.pptx

mjb - November 22, 2022

2


Cartesian (X) Stripes

stripes.glib

```
##OpenGL GLIB
Perspective 90
LookAt 0 0 2 0 0 0 0 1 0

Vertex stripes.vert
Fragment stripes.frag
Program Stripes
    uA <0 1. 10.>
    uP <0. .25 1.>
    uTol <0. 0. .5.>
    uAmp <-5. 0. 5.>
    uFreq <0. 10. 20.>

Color 1 0.5 0
Sphere 1 200 200
```



Oregon State University
Computer Graphics

mjb - November 22, 2022

3

Cartesian (X) Stripes

stripes.vert

```
#version 330 compatibility

uniform float uAmp;
uniform float uFreq;

out vec3 vColor;
out float vX, vY;
out float vLightIntensity;

const vec3 LIGHTPOS = vec3( 0., 0., 10. );

void
main( )
{
    vec3 tnorm = normalize( gl_NormalMatrix * gl_Normal );
    vec3 ECposition = ( gl_ModelViewMatrix * gl_Vertex ).xyz;
    vLightIntensity = abs( dot( normalize(LIGHTPOS - ECposition), tnorm ) );

    vColor = gl_Color.rgb;
    vec3 MCposition = gl_Vertex.xyz;
    vX = MCposition.x;
    vY = MCposition.y;

    vX = vX + uAmp * sin( uFreq * vY );

    gl_Position = gl_ModelViewProjectionMatrix * gl_Vertex;
}
```

Com

November 22, 2022

4

Cartesian (X) Stripes

stripes.frag

```
#version 330 compatibility


uniform float uA;
uniform float uP;
uniform float uTol;

in float vX, vY;
in vec3 vColor;
in float vLightIntensity;

const vec3 WHITE = vec3( 1., 1., 1. );


void
main( )
{
    float f = fract( uA*vX );

    float t = smoothstep( 0.5-uP-uTol, 0.5-uP+uTol, f ) - smoothstep( 0.5+uP-uTol, 0.5+uP+uTol, f );
    vec3 rgb = vLightIntensity * mix( WHITE, vColor, t );
    gl_FragColor = vec4( rgb, 1. );
}
```



Oregon State University
Computer Graphics

mjb - November 22, 2022



Rings

6

```

rings.glib


##OpenGL GLIB

Perspective 90
LookAt 0 0 2 0 0 0 0 1 0

Vertex rings.vert
Fragment rings.frag
Program Rings

    uA <0 5. 10>
    uP <0. .25 1.>
    uTol <0. 0. .5>

Color 1 0.5 0
Sphere 1 200 200
  
```


 Oregon State University
 Computer Graphics

mjb - November 22, 2022

Rings

7

```

rings.vert

#version 330 compatibility

uniform float uAmp;
uniform float uFreq;


out vec3 vColor;
out float vX, vY;
out float vLightIntensity;

const vec3 LIGHTPOS = vec3( 0., 0., 10. );

void
main()
{
    vec3 tnorm = normalize( gl_NormalMatrix * gl_Normal );
    vec3 ECposition = ( gl_ModelViewMatrix * gl_Vertex ).xyz;
    vLightIntensity = abs( dot( normalize(LIGHTPOS - ECposition), tnorm ) );

    vColor = gl_Color.rgb;
    vec3 MCposition = gl_Vertex.xyz;
    vX = MCposition.x;
    vY = MCposition.y;

    gl_Position = gl_ModelViewProjectionMatrix * gl_Vertex;
}
  
```


 Oregon State University
 Computer Graphics

mjb - November 22, 2022

Rings

8

```

rings.frag

#version 330 compatibility

uniform float uA;
uniform float uP;
uniform float uTol;


in float vX, vY;
in vec3 vColor;
in float vLightIntensity;

const vec3 WHITE = vec3( 1., 1., 1. );

void
main()
{
    float r = sqrt( vX*vX + vY*vY );
    float rfrac = fract( uA*r );

    float t = smoothstep( 0.5-uP-uTol, 0.5-uP+uTol, rfrac ) -
              smoothstep( 0.5+uP-uTol, 0.5+uP+uTol, rfrac ); // "smoothpulse"

    vec3 rgb = vLightIntensity * mix( WHITE, vColor, t );
    gl_FragColor = vec4( rgb, 1. );
}
  
```


 Oregon State University
 Computer Graphics

mjb - November 22, 2022

Rings (= Polar Stripes)

9

Oregon State University
Computer Graphics

mjb - November 22, 2022

Circular Dots are a "Local Pattern"

numins, numint

t = 1.

0,2	1,2	2,2	3,2
0,1	1,1	2,1	3,1
0,0	1,0	2,0	3,0

t = 0.

Diam

(s,t)

(s_c, t_c)

$$(s - s_c)^2 + (t - t_c)^2 \leq \left(\frac{Diam}{2}\right)^2$$

Oregon State University
Computer Graphics

mjb - November 22, 2022

Circular Dots

numins = 2
numint = 1

t = 1.

0,2	1,2	2,2	3,2
0,1	1,1	2,1	3,1
0,0	1,0	2,0	3,0

t = 0.

(s,t)

Location of this circle's center

Diam

(s,t)

(s_c, t_c)

```

int numins = int( vST.s / Diam );
int numint = int( vST.t / Diam );
float R = Diam/2.;
s_c = numins * Diam + R;
t_c = numint * Diam + R;
  
```

$$(s - s_c)^2 + (t - t_c)^2 \leq (R)^2$$

Oregon State University
Computer Graphics

mjb - November 22, 2022

Circular Dots

12

Oregon State University
Computer Graphics

mjb - November 22, 2022

Elliptical Dots 13

```
float Ar = Ad/2.;
float Br = Bd/2.;
int numins = int( vST.s / Ad );
int numint = int( vST.t / Bd );
s_c = numins * Ad + A_r;
t_c = numint * Bd + B_r;
```

$(s - s_c)^2 + (t - t_c)^2 \leq R^2 \Rightarrow \left(\frac{s-s_c}{R}\right)^2 + \left(\frac{t-t_c}{R}\right)^2 \leq 1 \Rightarrow \left(\frac{s-s_c}{A_r}\right)^2 + \left(\frac{t-t_c}{B_r}\right)^2 \leq 1$

Circle
Ellipse

Oregon State University Computer Graphics mjb - November 22, 2022

Elliptical Dots 14

Oregon State University Computer Graphics mjb - November 22, 2022

Elliptical Dots with Tolerance 15

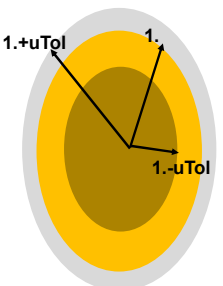

Oregon State University Computer Graphics mjb - November 22, 2022

Elliptical Dots with Tolerance 16

$$1 - uTol \leq \left(\frac{s-s_c}{A_r}\right)^2 + \left(\frac{t-t_c}{B_r}\right)^2 \leq 1 + uTol$$

Oregon State University Computer Graphics mjb - November 22, 2022

Elliptical Dots with Tolerance 17






$$1 - uTol \leq \left(\frac{s-s_c}{A_r}\right)^2 + \left(\frac{t-t_c}{B_r}\right)^2 \leq 1 + uTol$$

$$float\ d = \left(\frac{s-s_c}{A_r}\right)^2 + \left(\frac{t-t_c}{B_r}\right)^2$$


Inside the ellipse, $d < 1$.
 At the boundary of the ellipse, $d = 1$.
 Outside the ellipse, $d > 1$.



float t = smoothstep(1.-uTol, 1.+uTol, d);
 vec3 color = mix(ORANGE, WHITE, t);

mjb - November 22, 2022

Soon we will see how to create elliptical dots with Noise! 18



mjb - November 22, 2022